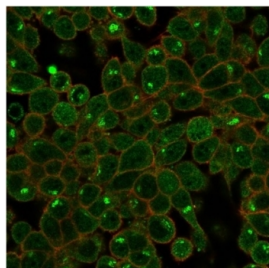


## ZSCAN2 Antibody [clone PCRP-ZSCAN2-1F8] (V9693)

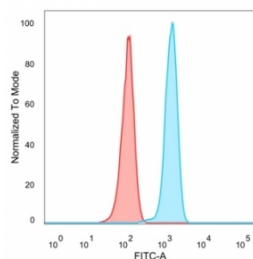
Catalog No.	Formulation	Size
V9693-100UG	0.2 mg/ml in 1X PBS with 0.1 mg/ml BSA (US sourced), 0.05% sodium azide	100 ug
V9693-20UG	0.2 mg/ml in 1X PBS with 0.1 mg/ml BSA (US sourced), 0.05% sodium azide	20 ug
V9693SAF-100UG	1 mg/ml in 1X PBS; BSA free, sodium azide free	100 ug

[Bulk quote request](#)

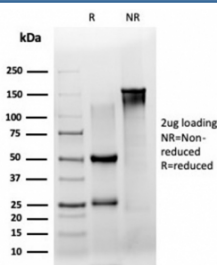
<b>Availability</b>	1-3 business days
<b>Species Reactivity</b>	Human
<b>Format</b>	Purified
<b>Host</b>	Mouse
<b>Clonality</b>	Monoclonal (mouse origin)
<b>Isotype</b>	Mouse IgG2c
<b>Clone Name</b>	PCRP-ZSCAN2-1F8
<b>Purity</b>	Protein A/G affinity
<b>UniProt</b>	Q7Z7L9
<b>Localization</b>	Nucleus
<b>Applications</b>	ELISA (order BSA-free Format For Coating) : Flow Cytometry : 1-2ug/million cells Immunofluorescence : 1-2ug/ml
<b>Limitations</b>	This ZSCAN2 antibody is available for research use only.



Immunofluorescent staining of PFA-fixed human HeLa cells using ZSCAN2 antibody (green, clone PCRP-ZSCAN2-1F8) and phalloidin (red).

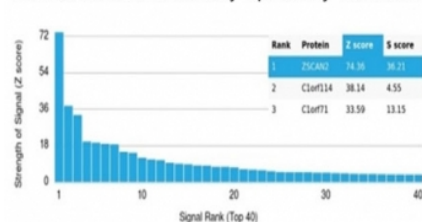


FACS staining of PFA-fixed human HeLa cells with ZSCAN2 antibody (blue, clone PCRP-ZSCAN2-1F8) and isotype control (red).



SDS-PAGE analysis of purified, BSA-free ZSCAN2 antibody (clone PCRP-ZSCAN2-1F8) as confirmation of integrity and purity.

Human Protein Microarray Specificity Validation



Analysis of HuProt(TM) microarray containing more than 19,000 full-length human proteins using ZSCAN2 antibody (clone PCRP-ZSCAN2-1F8). These results demonstrate the foremost specificity of the PCRP-ZSCAN2-1F8 mAb. Z- and S- score: The Z-score represents the strength of a signal that an antibody (in combination with a fluorescently-tagged anti-IgG secondary Ab) produces when binding to a particular protein on the HuProt(TM) array. Z-scores are described in units of standard deviations (SD's) above the mean value of all signals generated on that array. If the targets on the HuProt(TM) are arranged in descending order of the Z-score, the S-score is the difference (also in units of SD's) between the Z-scores. The S-score therefore represents the relative target specificity of an Ab to its intended target.

## Description

The protein encoded by this gene contains several copies of zinc finger motif, which is commonly found in transcriptional regulatory proteins. Studies in mice show that this gene is expressed during embryonic development, and specifically in the testis in adult mice, suggesting that it may play a role in regulating genes in germ cells. Alternative splicing of this gene results in several transcript variants encoding different isoforms.

## Application Notes

Optimal dilution of the ZSCAN2 antibody should be determined by the researcher.

## Immunogen

A portion of amino acids 55-135 was used as the immunogen for the ZSCAN2 antibody.

## Storage

Aliquot the ZSCAN2 antibody and store frozen at -20oC or colder. Avoid repeated freeze-thaw cycles.

