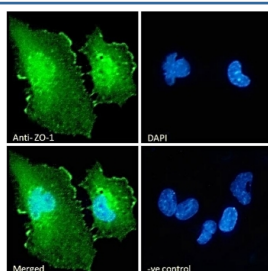


## ZO-1 Antibody (R35045)

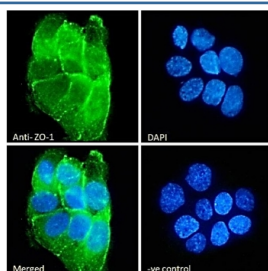
Catalog No.	Formulation	Size
R35045-100UG	0.5 mg/ml in 1X TBS, pH7.3, with 0.5% BSA (US sourced) and 0.02% sodium azide	100 ug

[Bulk quote request](#)

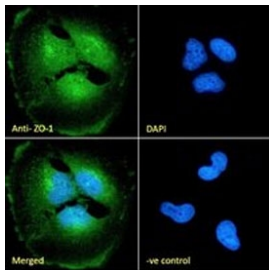
Availability	1-3 business days
Species Reactivity	Human
Format	Antigen affinity purified
Host	Goat
Clonality	Polyclonal (goat origin)
Isotype	Goat Ig
Purity	Antigen affinity
Gene ID	7082
Applications	Immunofluorescence : 10ug/ml ELISA (peptide) LOD : 1:128000
Limitations	This ZO-1 antibody is available for research use only.



IF/ICC staining of fixed and permeabilized human U-251 cells with ZO-1 antibody (green) at 10ug/ml and DAPI nuclear stain (blue).



IF/ICC staining of fixed and permeabilized human A431 cells with ZO-1 antibody (green) at 10ug/ml and DAPI nuclear stain (blue).



IF/ICC staining of fixed and permeabilized human U-251 cells with ZO-1 antibody (green) at 10ug/ml and DAPI nuclear stain (blue).

## Description

Additional name(s) for this target protein: Zona occludens 1, TJP1, tight junction protein 1

## Application Notes

Optimal dilution of the ZO-1 antibody should be determined by the researcher.

## Immunogen

Amino acids PKPTSQNQFSEHDKT were used as the immunogen for this ZO-1 antibody.

## Storage

Aliquot and store the ZO-1 antibody at -20oC.