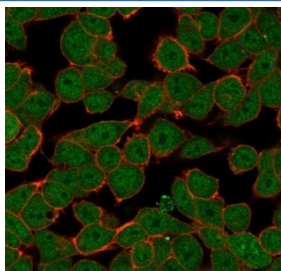


ZNF81 Antibody [clone PCRP-ZNF81-2G2] (V9655)

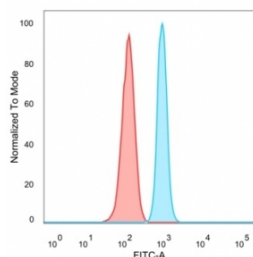
Catalog No.	Formulation	Size
V9655-100UG	0.2 mg/ml in 1X PBS with 0.1 mg/ml BSA (US sourced), 0.05% sodium azide	100 ug
V9655-20UG	0.2 mg/ml in 1X PBS with 0.1 mg/ml BSA (US sourced), 0.05% sodium azide	20 ug
V9655SAF-100UG	1 mg/ml in 1X PBS; BSA free, sodium azide free	100 ug

[Bulk quote request](#)

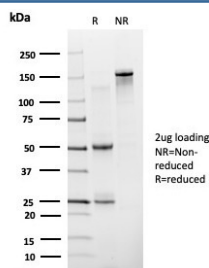
Availability	1-3 business days
Species Reactivity	Human
Format	Purified
Clonality	Monoclonal (mouse origin)
Isotype	Mouse IgG2a
Clone Name	PCRP-ZNF81-2G2
Purity	Protein A/G affinity
UniProt	P51508
Localization	Nucleus, Cytoplasm
Applications	ELISA (order BSA-free Format For Coating) : Western Blot : 1-2ug/ml Flow Cytometry : 1-2ug/million cells Immunofluorescence : 1-2ug/ml
Limitations	This ZNF81 antibody is available for research use only.



Immunofluorescent staining of PFA-fixed human HeLa cells using ZNF81 antibody (green, clone PCRP-ZNF81-2G2) and phalloidin (red).

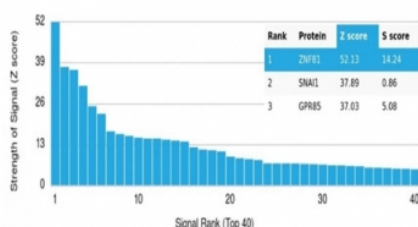


FACS staining of PFA-fixed human HeLa cells with ZNF81 antibody (blue, clone PCRP-ZNF81-2G2) and isotype control (red).



SDS-PAGE analysis of purified, BSA-free ZNF81 antibody (clone PCRP-ZNF81-2G2) as confirmation of integrity and purity.

Human Protein Microarray Specificity Validation



Analysis of HuProt(TM) microarray containing more than 19,000 full-length human proteins using ZNF81 antibody (clone PCRP-ZNF81-2G2). These results demonstrate the foremost specificity of the PCRP-ZNF81-2G2 mAb. Z- and S- score: The Z-score represents the strength of a signal that an antibody (in combination with a fluorescently-tagged anti-IgG secondary Ab) produces when binding to a particular protein on the HuProt(TM) array. Z-scores are described in units of standard deviations (SD's) above the mean value of all signals generated on that array. If the targets on the HuProt(TM) are arranged in descending order of the Z-score, the S-score is the difference (also in units of SD's) between the Z-scores. The S-score therefore represents the relative target specificity of an Ab to its intended target.

Description

Zinc-finger proteins contain DNA-binding domains and have a wide variety of functions, most of which encompass some form of transcriptional activation or repression. The majority of zinc-finger proteins contain a krueppel-type DNA-binding domain and a KRAB domain, which is thought to interact with KAP1, thereby recruiting histone modifying proteins. ZNF81, also known as HFZ20 or MRX45, is a transcriptional regulator belonging to the krueppel C2H2-type zincfinger protein family. It localizes to the nucleus and contains 12 C2H2-type zinc fingers and one KRAB domain. Mutations in the gene encoding ZNF81 are implicated in nonsyndromic X-linked mental retardation (XLMR).

Application Notes

Optimal dilution of the ZNF81 antibody should be determined by the researcher.

Immunogen

Recombinant full-length human ZNF81 protein was used as the immunogen for the ZNF81 antibody.

Storage

Aliquot the ZNF81 antibody and store frozen at -20°C or colder. Avoid repeated freeze-thaw cycles.

