ZBTB39 Antibody / ZNF922 / KIAA0352 [clone PCRP-ZBTB39-1A11] (V9258)

Catalog No.	Formulation	Size
V9258-100UG	0.2 mg/ml in 1X PBS with 0.1 mg/ml BSA (US sourced), 0.05% sodium azide	100 ug
V9258-20UG	0.2 mg/ml in 1X PBS with 0.1 mg/ml BSA (US sourced), 0.05% sodium azide	20 ug
V9258SAF-100UG	1 mg/ml in 1X PBS; BSA free, sodium azide free	100 ug

Bulk quote request

Availability	1-3 business days
Species Reactivity	Human
Format	Purified
Host	Mouse
Clonality	Monoclonal (mouse origin)
Isotype	Mouse IgG2b
Clone Name	PCRP-ZBTB39-1A11
Purity	Protein A/G affinity
UniProt	O15060
Localization	Nucleus
Applications	Flow cytometry: 1-2ug/million cells Immunofluorescence: 1-2ug/ml
Limitations	This ZBTB39 antibody is available for research use only.

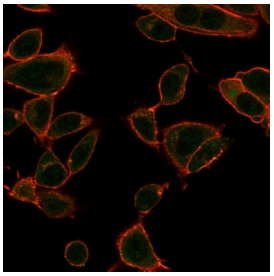

Immunofluorescent staining of PFA-fixed human HeLa cells using ZBTB39 antibody (green, clone PCRP-ZBTB39-1A11) and phalloidin (red).

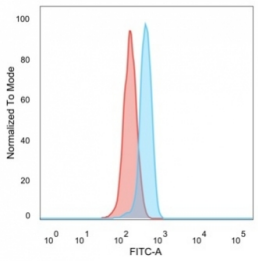

FACS staining of PFA-fixed human HeLa cells with ZBTB39 antibody (blue, clone PCRP-ZBTB39-1A11), and unstained cells (red).

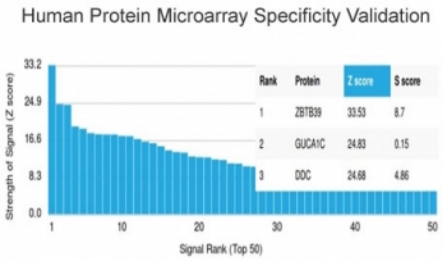

Analysis of HuProt(TM) microarray containing more than 19,000 full-length human proteins using ZBTB39 antibody (clone PCRP-ZBTB39-1A11). These results demonstrate the foremost specificity of the PCRP-ZBTB39-1A11 mAb. Z- and S- score: The Z-score represents the strength of a signal that an antibody (in combination with a fluorescently-tagged anti-IgG secondary Ab) produces when binding to a particular protein on the HuProt(TM) array. Z-scores are described in units of standard deviations (SD's) above the mean value of all signals generated on that array. If the targets on the HuProt(TM) are arranged in descending order of the Z-score, the S-score is the difference (also in units of SD's) between the Z-scores. The S-score therefore represents the relative target specificity of an Ab to its intended target.

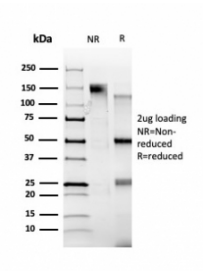

SDS-PAGE analysis of purified, BSA-free ZBTB39 antibody (clone PCRP-ZBTB39-1A11) as confirmation of integrity and purity.

Description

ZBTB39 may be involved in transcriptional regulation. [UniProt]

Application Notes

Optimal dilution of the ZBTB39 antibody should be determined by the researcher.

Immunogen

Recombinant full-length human Zinc finger and BTB domain-containing protein 39 protein was used as the immunogen for the ZBTB39 antibody.

Storage

Aliquot the ZBTB39 antibody and store frozen at -20oC or colder. Avoid repeated freeze-thaw cycles.

Copyright © NSJ Bioreagents. All rights reserved.