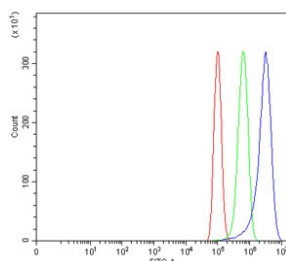


WNT7A Antibody (RQ7516)

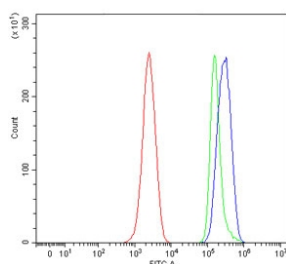
Catalog No.	Formulation	Size
RQ7516	0.5mg/ml if reconstituted with 0.2ml sterile DI water	100 ug

Bulk quote request

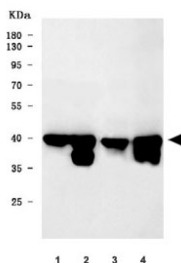
Availability	1-3 business days
Species Reactivity	Human, Mouse, Rat
Format	Antigen affinity purified
Clonality	Polyclonal (rabbit origin)
Isotype	Rabbit IgG
Purity	Antigen affinity purified
Buffer	Lyophilized from 1X PBS with 2% Trehalose
UniProt	O00755
Applications	Western Blot : 0.5-1ug/ml Flow Cytometry : 1-3ug/million cells
Limitations	This WNT7A antibody is available for research use only.



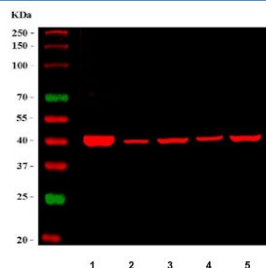
Flow cytometry testing of human PC-3 cells with WNT7A antibody at 1ug/million cells (blocked with goat sera); Red=cells alone, Green=isotype control, Blue= WNT7A antibody.



Flow cytometry testing of mouse ANA-1 cells with WNT7A antibody at 1ug/million cells (blocked with goat sera); Red=cells alone, Green=isotype control, Blue= WNT7A antibody.



Western blot testing of 1) rat kidney, 2) rat liver, 3) mouse kidney and 4) mouse liver tissue lysate with WNT7A antibody. Expected molecular weight ~39 kDa.



Western blot testing of 1) human HCCP, 2) rat kidney, 3) rat liver, 4) mouse kidney and 5) mouse liver tissue lysate with WNT7A antibody. Expected molecular weight ~39 kDa.

Description

This gene is a member of the WNT gene family, which consists of structurally related genes that encode secreted signaling proteins. These proteins have been implicated in oncogenesis and in several developmental processes, including regulation of cell fate and patterning during embryogenesis. This gene is involved in the development of the anterior-posterior axis in the female reproductive tract, and also plays a critical role in uterine smooth muscle patterning and maintenance of adult uterine function. Mutations in this gene are associated with Fuhrmann and Al-Awadi / Raas-Rohrbaugh / Rothschild / Schinzel phocomelia syndromes.

Application Notes

Optimal dilution of the WNT7A antibody should be determined by the researcher.

Immunogen

Amino acids KRPTFLKIKKPLSYRKPM D from the human protein were used as the immunogen for the WNT7A antibody.

Storage

After reconstitution, the WNT7A antibody can be stored for up to one month at 4°C. For long-term, aliquot and store at -20°C. Avoid repeated freezing and thawing.