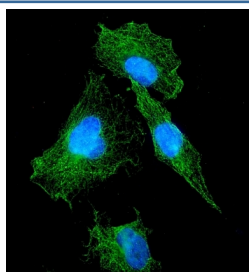


VEGFR1 Antibody / FLT1 (RQ5723)


| Catalog No. | Formulation | Size |
|-------------|---|--------|
| RQ5723 | 0.5mg/ml if reconstituted with 0.2ml sterile DI water | 100 ug |

Bulk quote request

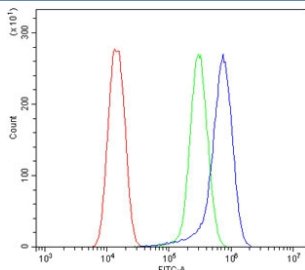
| | |
|---------------------------|---|
| Availability | 1-3 business days |
| Species Reactivity | Human |
| Format | Antigen affinity purified |
| Host | Rabbit |
| Clonality | Polyclonal |
| Isotype | Rabbit IgG |
| Purity | Affinity purified |
| Buffer | Lyophilized from 1X PBS with 2% Trehalose and 0.025% sodium azide |
| UniProt | P17948 |
| Applications | Western Blot : 0.5-1ug/ml Immunofluorescence : 2-4ug/ml Flow Cytometry : 1-3ug/million cells Direct ELISA : 0.1-0.5ug/ml |
| Limitations | This VEGFR1 antibody is available for research use only. |



Immunofluorescent staining of FFPE human A549 cells with VEGFR1 antibody (green) and DAPI nuclear stain (blue). HIER: steam section in pH6 citrate buffer for 20 min.



Western blot testing of human HeLa cells with VEGFR1 antibody. Predicted molecular weight ~150 kDa but may be observed at higher molecular weights due to glycosylation.



Flow cytometry testing of human A549 cells with VEGFR1 antibody at 1ug/million cells (blocked with goat sera); Red=cells alone, Green=isotype control, Blue= VEGFR1 antibody.

Description

Vascular endothelial growth factor receptor 1 (FLT1) is a protein that in humans is encoded by the FLT1 gene. Oncogene FLT belongs to the src gene family. It is mapped to 13q12. The deduced 1,338-amino acid protein has a calculated molecular mass of 150.6 kD. It has a 758-amino acid extracellular domain, followed by a 22-amino acid transmembrane region and a 558-amino acid cytoplasmic region containing a cluster of basic amino acids and a tyrosine kinase domain. sFLT-1 was identified in placenta, adult lung, kidney, liver and uterus. Like other members of this family, it shows tyrosine protein kinase activity that is important for the control of cell proliferation and differentiation.

Application Notes

Optimal dilution of the VEGFR1 antibody should be determined by the researcher.

Immunogen

Recombinant human protein (amino acids S27-D399) was used as the immunogen for the VEGFR1 antibody.

Storage

After reconstitution, the VEGFR1 antibody can be stored for up to one month at 4oC. For long-term, aliquot and store at -20oC. Avoid repeated freezing and thawing.