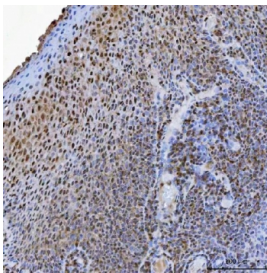


USP26 Antibody / Ubiquitin carboxyl-terminal hydrolase 26 (RQ7383)

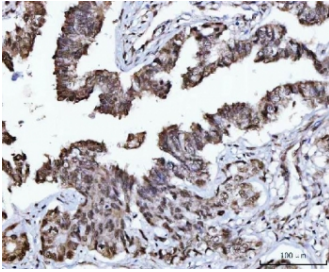
Catalog No.	Formulation	Size
RQ7383	0.5mg/ml if reconstituted with 0.2ml sterile DI water	100 ug

Bulk quote request

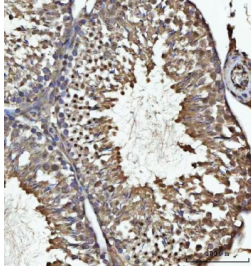
Availability	1-3 business days
Species Reactivity	Human, Mouse, Rat
Format	Antigen affinity purified
Host	Rabbit
Clonality	Polyclonal (rabbit origin)
Isotype	Rabbit IgG
Purity	Antigen affinity purified
Buffer	Lyophilized from 1X PBS with 2% Trehalose
UniProt	Q9BXU7
Localization	Nuclear
Applications	Western Blot : 0.5-1ug/ml Immunohistochemistry (FFPE) : 2-5ug/ml Flow Cytometry : 1-3ug/million cells Direct ELISA : 0.1-0.5ug/ml
Limitations	This USP26 antibody is available for research use only.



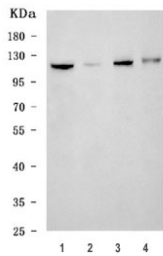
IHC staining of FFPE human tonsil tissue with USP26 antibody. HIER: boil tissue sections in pH8 EDTA for 20 min and allow to cool before testing.



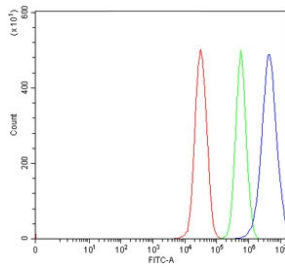
IHC staining of FFPE human lung adenocarcinoma tissue with USP26 antibody. HIER: boil tissue sections in pH8 EDTA for 20 min and allow to cool before testing.



IHC staining of FFPE rat testis tissue with USP26 antibody. HIER: boil tissue sections in pH8 EDTA for 20 min and allow to cool before testing.



Western blot testing of 1) human HeLa, 2) rat heart, 3) rat liver and 4) mouse liver tissue lysate with USP26 antibody. Predicted molecular weight ~104 kDa.



Flow cytometry testing of human 293T cells with USP26 antibody at 1ug/million cells (blocked with goat sera); Red=cells alone, Green=isotype control, Blue= USP26 antibody.

Description

This gene encodes a member of the ubiquitin-specific processing (UBP) family of proteases and is a deubiquitinating enzyme (DUB) with His and Cys domains. It is specifically expressed in testis tissue. Mutations in this gene have been associated with Sertoli cell-only syndrome and male infertility.

Application Notes

Optimal dilution of the USP26 antibody should be determined by the researcher.

Immunogen

Recombinant human protein (amino acids M1-K762) was used as the immunogen for the USP26 antibody.

Storage

After reconstitution, the USP26 antibody can be stored for up to one month at 4°C. For long-term, aliquot and store at -20°C. Avoid repeated freezing and thawing.

