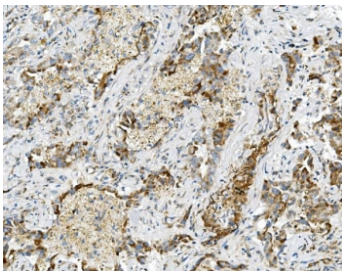


## USP16 Antibody (RQ5682)

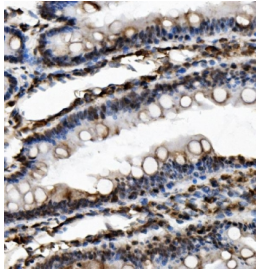
Catalog No.	Formulation	Size
RQ5682	0.5mg/ml if reconstituted with 0.2ml sterile DI water	100 ug

### Bulk quote request

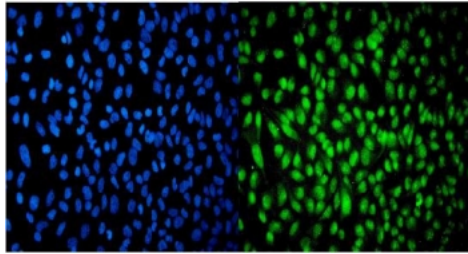
<b>Availability</b>	1-3 business days
<b>Species Reactivity</b>	Human, Rat, Monkey
<b>Format</b>	Antigen affinity purified
<b>Host</b>	Rabbit
<b>Clonality</b>	Polyclonal
<b>Isotype</b>	Rabbit IgG
<b>Purity</b>	Affinity purified
<b>Buffer</b>	Lyophilized from 1X PBS with 2% Trehalose and 0.025% sodium azide
<b>UniProt</b>	Q9Y5T5
<b>Applications</b>	Western Blot : 0.5-1ug/ml Immunohistochemistry : 1-2ug/ml Immunofluorescence : 2-4ug/ml Flow Cytometry : 1-3ug/million cells Direct ELISA : 0.1-0.5ug/ml
<b>Limitations</b>	This USP16 antibody is available for research use only.



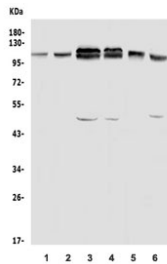
IHC staining of FFPE human lung cancer with USP16 antibody. HIER: boil tissue sections in pH8 EDTA for 20 min and allow to cool before testing.



IHC staining of FFPE rat intestine with USP16 antibody. HIER: boil tissue sections in pH8 EDTA for 20 min and allow to cool before testing.



Immunofluorescent staining of FFPE human HeLa cells with USP16 antibody (green) and DAPI nuclear stain (blue). HIER: steam section in pH6 citrate buffer for 20 min.



Western blot testing of human 1) HeLa, 2) U-2 OS, 3) T-47D, 4) Caco-2, 5) monkey heart and 6) monkey kidney lysate with USP16 antibody. Predicted molecular weight ~94 kDa.

## Description

Ubiquitin carboxyl-terminal hydrolase 16 is an enzyme that in humans is encoded by the USP16 gene. It is mapped to 21q21.3. This gene encodes a deubiquitinating enzyme that is phosphorylated at the onset of mitosis and then dephosphorylated at the metaphase/anaphase transition. It can deubiquitinate H2A, one of two major ubiquitinated proteins of chromatin, in vitro and a mutant form of the protein was shown to block cell division. Alternate transcriptional splice variants, encoding different isoforms, have been characterized.

## Application Notes

Optimal dilution of the USP16 antibody should be determined by the researcher.

## Immunogen

Recombinant human protein (amino acids K9-L823) was used as the immunogen for the USP16 antibody.

## Storage

After reconstitution, the USP16 antibody can be stored for up to one month at 4°C. For long-term, aliquot and store at -20°C. Avoid repeated freezing and thawing.

