UGT2B4 Antibody (F54505)

Catalog No.	Formulation	Size
F54505-0.2ML	In 1X PBS, pH 7.4, with 0.09% sodium azide	0.2 ml
F54505-0.05ML	In 1X PBS, pH 7.4, with 0.09% sodium azide	0.05 ml

Bulk quote request

Availability	1-3 business days
Species Reactivity	Human
Format	Purified
Host	Rabbit
Clonality	Polyclonal (rabbit origin)
Isotype	Rabbit Ig
Purity	Antigen affinity purified
UniProt	P06133
Applications	Western blot: 1:500-1:2000
Limitations	This UGT2B4 antibody is available for research use only.

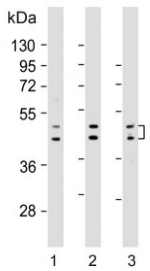

Western blot testing of human 1) HepG2, 2) LNCaP and 3) MDA-MB-453 cell lysate with UGT2B4 antibody. Predicted molecular weight: 43/46/61 kDa (three isoforms).

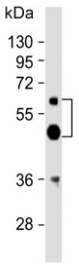

Western blot testing of human liver lysate with UGT2B4 antibody. Predicted molecular weight: 43/46/61 kDa (three isoforms).

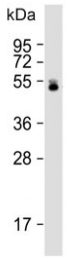

Western blot testing of human liver lysate with UGT2B4 antibody. Predicted molecular weight: 43/46/61 kDa (three isoforms).



Western blot testing of human cerebellum lysate with UGT2B4 antibody. Predicted molecular weight: 43/46/61 kDa (three isoforms).

Description

UDPGTs are of major importance in the conjugation and subsequent elimination of potentially toxic xenobiotics and endogenous compounds. This isozyme is active on polyhydroxylated estrogens (such as estriol, 4-hydroxyestrone and 2-hydroxyestriol) and xenobiotics (such as 4-methylumbelliferone, 1-naphthol, 4- nitrophenol, 2-aminophenol, 4-hydroxybiphenyl and menthol). It is capable of 6 alpha-hydroxyglucuronidation of hyodeoxycholic acid.

Application Notes

The stated application concentrations are suggested starting points. Titration of the UGT2B4 antibody may be required due to differences in protocols and secondary/substrate sensitivity.

Immunogen

Recombinant human protein was used as the immunogen for the UGT2B4 antibody.

Storage

Aliquot the UGT2B4 antibody and store frozen at -20oC or colder. Avoid repeated freeze-thaw cycles.

Copyright © NSJ Bioreagents. All rights reserved.