Ubiquitin Antibody [clone DIG-21] (RQ5311)

Catalog No.	Formulation	Size
RQ5311	Antibody in PBS with 0.02% sodium azide, 50% glycerol and 0.4-0.5mg/ml BSA	100 ul

Bulk quote request

Availability	1-2 weeks
Species Reactivity	Human
Format	Purified
Host	Rabbit
Clonality	Rabbit Monoclonal
Isotype	Rabbit IgG
Clone Name	DIG-21
Purity	Affinity purified
UniProt	P0CG47
Localization	Cytoplasmic, nuclear
Applications	Western blot: 1:1000-1:2000 Immunohistochemistry (FFPE): 1:50-1:250
Limitations	This Ubiquitin antibody is available for research use only.

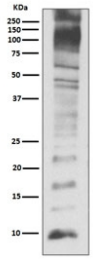

Western blot testing of human 293T cell lysate with Ubiquitin antibody.

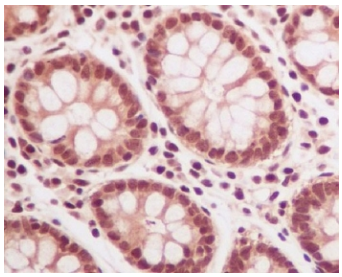

IHC staining of FFPE human colon tissue with Ubiquitin antibody. HIER: boil tissue sections in pH6, 10mM citrate buffer, for 10-20 min and allow to cool before testing.

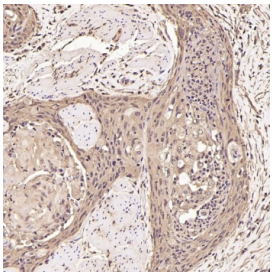

IHC staining of FFPE human esophageal carcinoma tissue with Ubiquitin antibody. HIER: boil tissue sections in pH6, 10mM citrate buffer, for 10-20 min and allow to cool before testing.

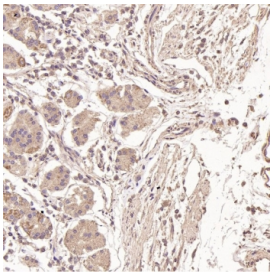

IHC staining of FFPE human stomach tissue with Ubiquitin antibody. HIER: boil tissue sections in pH6, 10mM citrate buffer, for 10-20 min and allow to cool before testing.

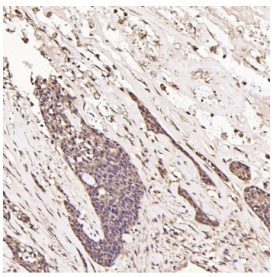

IHC staining of FFPE human breast cancer tissue with Ubiquitin antibody. HIER: boil tissue sections in pH6, 10mM citrate buffer, for 10-20 min and allow to cool before testing.

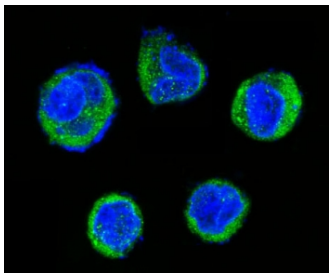

Immunofluorescent staining of FFPE human Raji cells with Ubiquitin antibody (green) and DAPI nuclear stain (blue). HIER: steam section in pH6 citrate buffer for 20 min.

Description

The UBB gene encodes ubiquitin, one of the most conserved proteins known. Ubiquitin has a major role in targeting cellular proteins for degradation by the 26S proteosome. It is also involved in the maintenance of chromatin structure, the regulation of gene expression, and the stress response. Ubiquitin is synthesized as a precursor protein consisting of either polyubiquitin chains or a single ubiquitin moiety fused to an unrelated protein. This gene consists of three direct repeats of the ubiquitin coding sequence with no spacer sequence. Consequently, the protein is expressed as a polyubiquitin precursor with a final amino acid after the last repeat. An aberrant form of this protein has been detected in patients with Alzheimer's disease and Down syndrome. [RefSeq]

Application Notes

Optimal dilution of the Ubiquitin antibody should be determined by the researcher.

Immunogen

A synthetic peptide specific to human Ubiquitin / UBB was used as the immunogen for the Ubiquitin antibody.

Storage

Store the Ubiquitin antibody at -20oC.

Copyright © NSJ Bioreagents. All rights reserved.