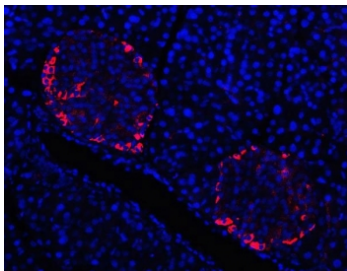


TTR Antibody / Transthyretin / Prealbumin (R31871)

Catalog No.	Formulation	Size
R31871	0.5mg/ml if reconstituted with 0.2ml sterile DI water	100 ug

[Bulk quote request](#)

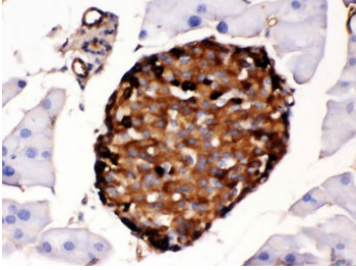
Availability	1-3 business days
Species Reactivity	Mouse, Rat
Format	Antigen affinity purified
Host	Rabbit
Clonality	Polyclonal (rabbit origin)
Isotype	Rabbit IgG
Purity	Antigen affinity
Buffer	Lyophilized from 1X PBS with 2.5% BSA and 0.025% sodium azide
UniProt	P02767
Localization	Cytoplasmic, membrane
Applications	Western Blot : 0.1-0.5ug/ml Immunohistochemistry (FFPE) : 0.5-1ug/ml Immunofluorescence : 5ug/ml
Limitations	This TTR antibody is available for research use only.



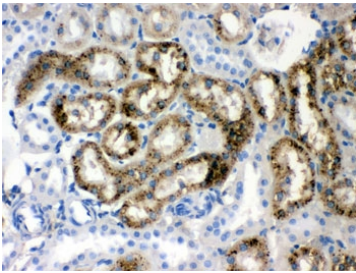
Immunofluorescent staining of FFPE mouse pancreas tissue with TTR antibody (red) and DAPI nuclear stain (blue). HIER: steam section in pH6 citrate buffer for 20 min.



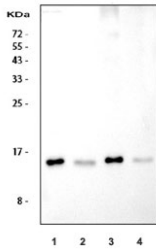
Immunofluorescent staining of FFPE rat kidney tissue with TTR antibody (red) and DAPI nuclear stain (blue). HIER: steam section in pH6 citrate buffer for 20 min.



IHC testing of FFPE mouse pancreas with TTR antibody. HIER: Boil the paraffin sections in pH8 EDTA buffer for 20 minutes and allow to cool prior to staining.



IHC testing of FFPE rat kidney with TTR antibody. HIER: Boil the paraffin sections in pH8 EDTA buffer for 20 minutes and allow to cool prior to staining.



Western blot testing of 1) rat liver, 2) rat kidney, 3) mouse liver and 4) mouse kidney tissue lysate with TTR antibody. Expected molecular weight ~16 kDa.

Description

Transthyretin (TTR) is also known as prealbumin. It is mapped to chromosome region 18q11.2-q12.1. This gene encodes a carrier protein responsible for the transport of thyroid hormones and retinol. The protein consists of a tetramer of identical subunits. Due to increased stability of the tetramer form of this encoded protein in mouse, compared to the human protein, this gene product has a reduced tendency to form amyloid fibrils. In humans, this protein binds beta-amyloid preventing its aggregation and providing a neuroprotective role in Alzheimer's disease.

Application Notes

Optimal dilution of the TTR antibody should be determined by the researcher.

Immunogen

Amino acids 21-147 of rat Transthyretin were used as the immunogen for the TTR antibody.

Storage

After reconstitution, the TTR antibody can be stored for up to one month at 4°C. For long-term, aliquot and store at -20°C. Avoid repeated freezing and thawing.

