Tspan1 Antibody (RQ6215)

Catalog No.	Formulation	Size
RQ6215	0.5mg/ml if reconstituted with 0.2ml sterile DI water	100 ug

Bulk quote request

Availability	1-3 business days
Species Reactivity	Rat
Format	Antigen affinity purified
Host	Rabbit
Clonality	Polyclonal (rabbit origin)
Isotype	Rabbit IgG
Purity	Affinity purified
Buffer	Lyophilized from 1X PBS with 2% Trehalose and 0.0125% sodium azide
UniProt	Q6AYR9
Localization	Cytoplasmic
Applications	Western blot: 1-2ug/ml Flow cytometry: 1-3ug/million cells Direct ELISA: 0.1-0.5ug/ml Immunofluorescence: 5ug/ml Immunohistochemistry (FFPE): 2-5ug/ml
Limitations	This Tspan1 antibody is available for research use only.

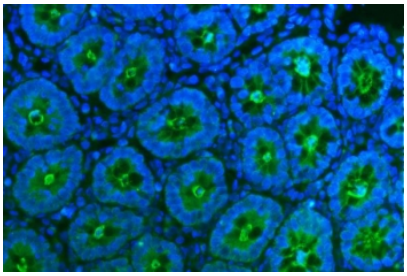

Immunofluorescent staining of FFPE rat stomach tissue with Tspan1 antibody (green) and DAPI nuclear stain (blue). HIER: steam section in pH6 citrate buffer for 20 min.

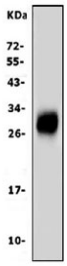

Western blot testing of rat small intestine with Tspan1 antibody. Expected molecular weight: 28-30 kDa.

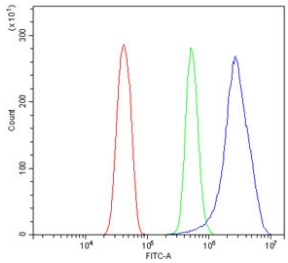

Flow cytometry testing of rat RH35 cells with Tspan1 antibody at 1ug/million cells (blocked with goat sera); Red=cells alone, Green=isotype control, Blue= Tspan1 antibody.

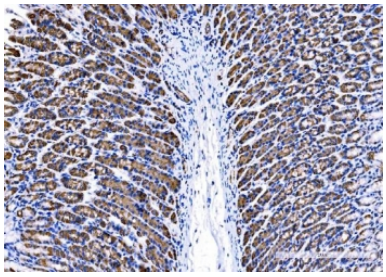

IHC staining of FFPE rat stomach tissue with Tspan1 antibody. HIER: boil tissue sections in pH8 EDTA for 20 min and allow to cool before testing.

Description

TSPAN1 belongs to the large family of tetraspanins, so named because they contain 4 transmembrane domains. Tetraspanins are frequently expressed at the cell surface in association with each other and with other molecules, such as integrins, and they function to regulate cell adhesion, migration, proliferation, and differentiation.

Application Notes

Optimal dilution of the Tspan1 antibody should be determined by the researcher.

Immunogen

A rat recombinant partial protein (amino acids A125-A212) was used as the immunogen for the Tspan1 antibody.

Storage

After reconstitution, the Tspan1 antibody can be stored for up to one month at 4oC. For long-term, aliquot and store at -20oC. Avoid repeated freezing and thawing.

Copyright © NSJ Bioreagents. All rights reserved.