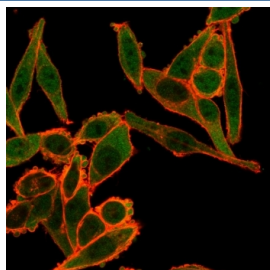


TSC22D1 Antibody / TSC22 [clone PCRP-TSC22D1-1A2] (V9253)

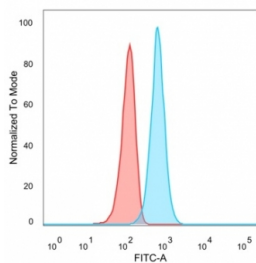
Catalog No.	Formulation	Size
V9253-100UG	0.2 mg/ml in 1X PBS with 0.1 mg/ml BSA (US sourced), 0.05% sodium azide	100 ug
V9253-20UG	0.2 mg/ml in 1X PBS with 0.1 mg/ml BSA (US sourced), 0.05% sodium azide	20 ug
V9253SAF-100UG	1 mg/ml in 1X PBS; BSA free, sodium azide free	100 ug

[Bulk quote request](#)

Availability	1-3 business days
Species Reactivity	Human
Format	Purified
Host	Mouse
Clonality	Monoclonal (mouse origin)
Isotype	Mouse IgG1
Clone Name	PCRP-TSC22D1-1A2
Purity	Protein A/G affinity
UniProt	Q15714
Localization	Cytoplasm, Nucleus
Applications	Flow Cytometry : 1-2ug/million cells Immunofluorescence : 1-2ug/ml Western Blot : 1-2ug/ml
Limitations	This TSC22D1 antibody is available for research use only.

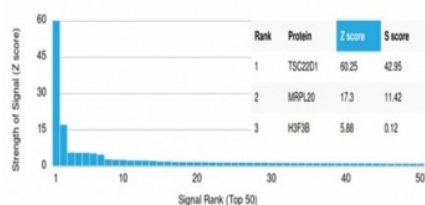


Immunofluorescent staining of PFA-fixed human HeLa cells using TSC22D1 antibody (green, clone PCRP-TSC22D1-1A2) and phalloidin (red).

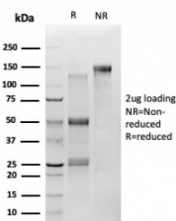


FACS staining of PFA-fixed human HeLa cells with TSC22D1 antibody (blue, clone PCRP-TSC22D1-1A2), and unstained cells (red).

Human Protein Microarray Specificity Validation



Analysis of HuProt(TM) microarray containing more than 19,000 full-length human proteins using TSC22D1 antibody (clone PCRP-TSC22D1-1A2). These results demonstrate the foremost specificity of the PCRP-TSC22D1-1A2 mAb. Z- and S- score: The Z-score represents the strength of a signal that an antibody (in combination with a fluorescently-tagged anti-IgG secondary Ab) produces when binding to a particular protein on the HuProt(TM) array. Z-scores are described in units of standard deviations (SD's) above the mean value of all signals generated on that array. If the targets on the HuProt(TM) are arranged in descending order of the Z-score, the S-score is the difference (also in units of SD's) between the Z-scores. The S-score therefore represents the relative target specificity of an Ab to its intended target.



SDS-PAGE analysis of purified, BSA-free TSC22D1 antibody (PCRP-TSC22D1-1A2) as confirmation of integrity and purity.

Description

TSC22 domain family protein 1 is a transcriptional repressor which acts on the C-type natriuretic peptide (CNP) promoter. [UniProt]

Application Notes

Optimal dilution of the TSC22D1 antibody should be determined by the researcher.

Immunogen

Recombinant full-length human TSC22D1 protein was used as the immunogen for the TSC22D1 antibody.

Storage

Aliquot the TSC22D1 antibody and store frozen at -20oC or colder. Avoid repeated freeze-thaw cycles.

