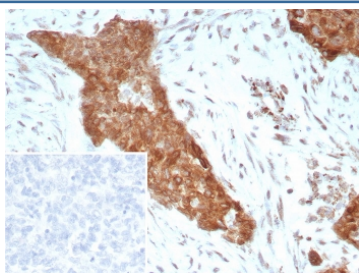


Tropomyosin-related kinase B Antibody / TrkB / NTRK2 [clone NTRK2/7926] (V5298)

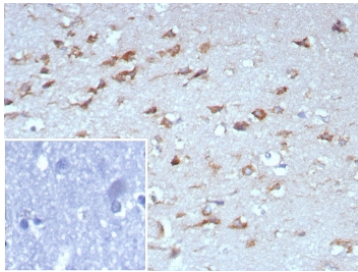
Catalog No.	Formulation	Size
V5298-100UG	0.2 mg/ml in 1X PBS with 0.1 mg/ml BSA (US sourced), 0.05% sodium azide	100 ug
V5298-20UG	0.2 mg/ml in 1X PBS with 0.1 mg/ml BSA (US sourced), 0.05% sodium azide	20 ug
V5298SAF-100UG	1 mg/ml in 1X PBS; BSA free, sodium azide free	100 ug

[Bulk quote request](#)

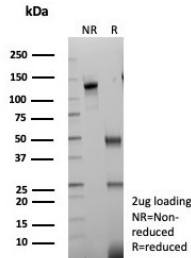
Availability	1-3 business days
Species Reactivity	Human
Format	Purified
Clonality	Monoclonal (mouse origin)
Isotype	Mouse IgG2c, lambda
Clone Name	NTRK2/7926
Purity	Protein A/G affinity
UniProt	Q16620
Localization	Cell surface, intracellular
Applications	Immunohistochemistry (FFPE) : 1-2ug/ml for 30 min at RT
Limitations	This Tropomyosin-related kinase B antibody is available for research use only.



IHC staining of FFPE human ovarian cancer tissue with Tropomyosin-related kinase B antibody (clone NTRK2/7926). Inset: PBS used in place of primary Ab (secondary Ab negative control). HIER: boil tissue sections in pH 9 10mM Tris with 1mM EDTA for 20 min and allow to cool before testing.



IHC staining of FFPE human brain tissue with Tropomyosin-related kinase B antibody (clone NTRK2/7926). Inset: PBS used in place of primary Ab (secondary Ab negative control). HIER: boil tissue sections in pH 9 10mM Tris with 1mM EDTA for 20 min and allow to cool before testing.



SDS-PAGE analysis of purified, BSA-free Tropomyosin-related kinase B antibody (clone NTRK2/7926) as confirmation of integrity and purity.

Description

The Trk proto-oncogene encodes a tyrosine protein kinase, Trk A, also designated Trk gp140, that serves as a receptor for certain neurotrophic factors including nerve growth factor (NGF) and neurotrophin-3 (NT-3). Trk B is a tyrosine kinase gene highly related to Trk A. The brain-derived neurotrophic factor (BDNF) and NT-3, but not NGF, can induce rapid phosphorylation on tyrosine of Trk B gp145, one of the receptors encoded by NTRK2, although BDNF elicits a response at least two orders of magnitude greater than NT-3. Thus it appears that Trk B gp145 may represent a neurotrophic receptor for BDNF and NT-3. The third member of the Trk family of tyrosine kinases, Trk C, encodes a protein designated Trk C gp145 that is preferentially expressed in brain tissue, is equally related to Trk A and Trk B and is a functional receptor for NT-3.

Application Notes

Optimal dilution of the Tropomyosin-related kinase B antibody should be determined by the researcher.

Immunogen

A recombinant partial protein sequence (within amino acids 250-450) from the human protein was used as the immunogen for the Tropomyosin-related kinase B antibody.

Storage

Aliquot the Tropomyosin-related kinase B antibody and store frozen at -20°C or colder. Avoid repeated freeze-thaw cycles.