


TRIM3 Antibody (R33142)

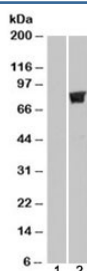
Catalog No.	Formulation	Size
R33142-100UG	0.5 mg/ml in 1X TBS, pH7.3, with 0.5% BSA (US sourced) and 0.02% sodium azide	100 ug

[Bulk quote request](#)

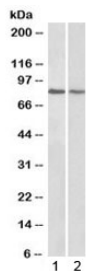
Availability	1-3 business days
Species Reactivity	Human, Mouse, Rat
Predicted Reactivity	Dog, Cow
Format	Antigen affinity purified
Host	Goat
Clonality	Polyclonal (goat origin)
Isotype	Goat Ig
Purity	Antigen affinity
Gene ID	10612
Applications	Western Blot : 0.05-0.3ug/ml ELISA (peptide) LOD : 1:64000
Limitations	This TRIM3 antibody is available for research use only.



Western blot testing of mouse brain lysate with TRIM3 antibody at 0.05ug/ml. Predicted molecular weight: ~81kDa.



Western blot of HEK293 lysate overexpressing TRIM3 probed with TRIM3 antibody (mock transfection in lane 1). Predicted molecular weight: ~81kDa.



Western blot testing of 1) human cerebellum and 2) rat brain lysate with TRIM3 antibody at 0.3ug/ml. Predicted molecular weight: ~81kDa.

Description

Additional name(s) for this target protein: Tripartite motif-containing 3

Application Notes

Optimal dilution of the TRIM3 antibody should be determined by the researcher.

Immunogen

Amino acids AKREDSPGPEVQP were used as the immunogen for this TRIM3 antibody.

Storage

Aliquot and store the TRIM3 antibody at -20oC.