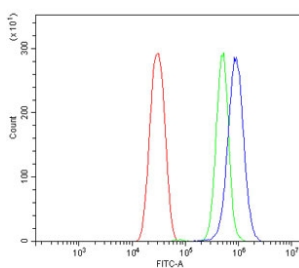


Tnfrsf17 Antibody / BCMA (RQ5844)

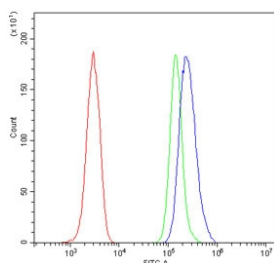
Catalog No.	Formulation	Size
RQ5844	0.5mg/ml if reconstituted with 0.2ml sterile DI water	100 ug

[Bulk quote request](#)

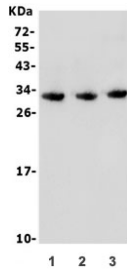
Availability	1-3 business days
Species Reactivity	Mouse, Rat
Format	Antigen affinity purified
Host	Rabbit
Clonality	Polyclonal (rabbit origin)
Isotype	Rabbit IgG
Purity	Affinity purified
Buffer	Lyophilized from 1X PBS with 2% Trehalose and 0.025% sodium azide
UniProt	O88472
Applications	Western Blot : 0.5-1ug/ml Flow Cytometry : 1-3ug/million cells Immunohistochemistry (FFPE) : 2-4ug/ml
Limitations	This Tnfrsf17 antibody is available for research use only.



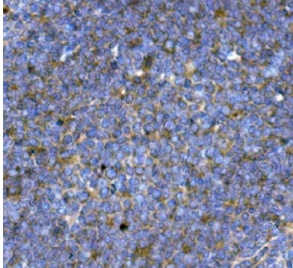
Flow cytometry testing of mouse HEPA1-6 cells with Tnfrsf17 antibody at 1ug/million cells (blocked with goat sera); Red=cells alone, Green=isotype control, Blue= Tnfrsf17 antibody.



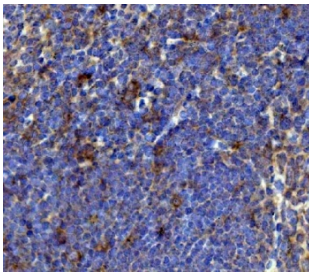
Flow cytometry testing of mouse RAW264.7 cells with Tnfrsf17 antibody at 1ug/million cells (blocked with goat sera); Red=cells alone, Green=isotype control, Blue= Tnfrsf17 antibody.



Western blot testing of 1) mouse RAW264.7, 2) rat plasma and 3) mouse plasma lysate with Tnfrsf17 antibody. Expected molecular weight: 20-27 kDa depending on glycosylation level.



IHC staining of FFPE mouse spleen with Tnfrsf17 antibody. HIER: boil tissue sections in pH8 EDTA for 20 min and allow to cool before testing.



IHC staining of FFPE rat spleen with Tnfrsf17 antibody. HIER: boil tissue sections in pH8 EDTA for 20 min and allow to cool before testing.

Description

B-cell maturation antigen (BCMA or BCM), also known as tumor necrosis factor receptor superfamily member 17 (TNFRSF17), is a protein that in humans is encoded by the TNFRSF17 gene. The protein encoded by this gene is a member of the TNF-receptor superfamily. This receptor is preferentially expressed in mature B lymphocytes, and may be important for B cell development and autoimmune response. This receptor has been shown to specifically bind to the tumor necrosis factor (ligand) superfamily, member 13b (TNFSF13B/TALL-1/BAFF), and to lead to NF-kappaB and MAPK8/JNK activation. This receptor also binds to various TRAF family members, and thus may transduce signals for cell survival and proliferation.

Application Notes

Optimal dilution of the Tnfrsf17 antibody should be determined by the researcher.

Immunogen

Amino acids FHSEYFDSLLHACKPCHLRC from the mouse protein were used as the immunogen for the Tnfrsf17 antibody.

Storage

After reconstitution, the Tnfrsf17 antibody can be stored for up to one month at 4°C. For long-term, aliquot and store at -20°C. Avoid repeated freezing and thawing.

