


Thrombospondin Antibody (R34901)

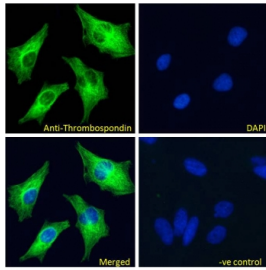
Catalog No.	Formulation	Size
R34901-100UG	0.5 mg/ml in 1X TBS, pH7.3, with 0.5% BSA (US sourced) and 0.02% sodium azide	100 ug

[Bulk quote request](#)

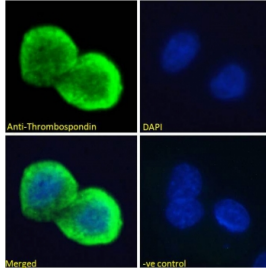
Availability	1-3 business days
Species Reactivity	Human, Mouse
Predicted Reactivity	Rat
Format	Antigen affinity purified
Host	Goat
Clonality	Polyclonal (goat origin)
Isotype	Goat Ig
Purity	Antigen affinity
Gene ID	7057
Localization	Cytoplasmic
Applications	Western Blot : 1-3ug/ml ICC/IF : 10ug/ml Flow Cytometry : 10ug/10 ⁶ cells in 0.2ml ELISA (peptide) LOD : 1:128000
Limitations	This Thrombospondin antibody is available for research use only.



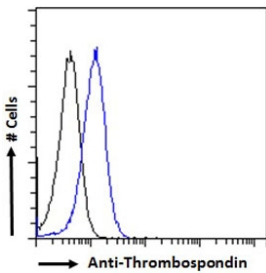
Western blot testing of mouse kidney lysate with Thrombospondin antibody at 1ug/ml.
Expected molecular weight ~130 kDa (unmodified), 155~200 kDa (glycosylated).



Immunofluorescence testing of permeabilized human HeLa cells with Thrombospondin antibody at 10ug/ml. Blue = DAPI nuclear counterstain.



Immunofluorescence testing of permeabilized human HepG2 cells with Thrombospondin antibody at 10ug/ml. Blue = DAPI nuclear counterstain.



FACS testing of fixed and permeabilized human A431 cells with Thrombospondin antibody at 10ug/10⁶ cells.

Description

Additional name(s) for this target protein: THBS1, THBS antibody, TSP, TSP1

Application Notes

Optimal dilution of the Thrombospondin antibody should be determined by the researcher.

Immunogen

Amino acids NRIPESGGDNSVFD were used as the immunogen for this Thrombospondin antibody.

Storage

Aliquot and store the Thrombospondin antibody at -20oC.