

TECTA Antibody / Alpha Tectorin (R32651)

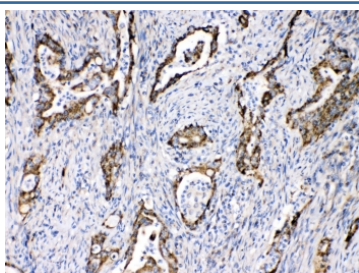
Catalog No.	Formulation	Size
R32651	0.5mg/ml if reconstituted with 0.2ml sterile DI water	100 ug

Bulk quote request

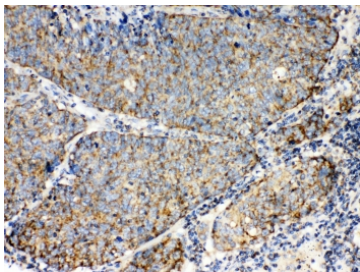
Availability	1-3 business days
Species Reactivity	Human, Mouse, Rat
Format	Antigen affinity purified
Clonality	Polyclonal (rabbit origin)
Isotype	Rabbit IgG
Purity	Antigen affinity
Buffer	Lyophilized from 1X PBS with 2.5% BSA, 0.025% sodium azide
UniProt	O75443
Localization	Membrane, cytoplasm
Applications	Western Blot : 0.5-1ug/ml Immunohistochemistry (FFPE) : 1-2ug/ml
Limitations	This TECTA antibody is available for research use only.



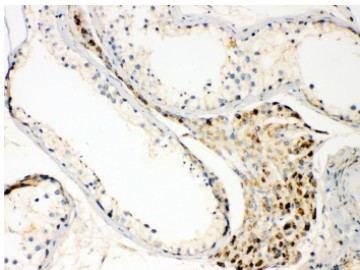
Western blot testing of 1) rat testis, 2) mouse Hepa1-6 and 3) human HepG2 lysate with TECTA antibody at 0.5ug/ml. Predicted molecular weight: ~240 kDa.



IHC testing of FFPE human intestinal cancer tissue with TECTA antibody at 1ug/ml. Required HIER: steam section in pH6 citrate buffer for 20 min and allow to cool prior to testing.



IHC testing of FFPE human lung cancer tissue with TECTA antibody at 1ug/ml. Required HIER: steam section in pH6 citrate buffer for 20 min and allow to cool prior to testing.



IHC testing of FFPE human testis tissue with TECTA antibody at 1ug/ml. Required HIER: steam section in pH6 citrate buffer for 20 min and allow to cool prior to testing.

Description

Alpha Tectorin is a protein that in humans is encoded by the TECTA gene. The tectorial membrane is an extracellular matrix of the inner ear that contacts the stereocilia bundles of specialized sensory hair cells. Sound induces movement of these hair cells relative to the tectorial membrane, deflects the stereocilia, and leads to fluctuations in hair-cell membrane potential, transducing sound into electrical signals. Alpha-tectorin is one of the major noncollagenous components of the tectorial membrane. Mutations in the TECTA gene have been shown to be responsible for autosomal dominant nonsyndromic hearing impairment and a recessive form of sensorineural pre-lingual non-syndromic deafness.

Application Notes

Optimal dilution of the TECTA antibody should be determined by the researcher.

Immunogen

Amino acids 93-134 (RAFVAPFWADVHNGIRGEIYYRETMEPAILKRATKDIRKYFK) from human Alpha Tectorin were used as the immunogen for the TECTA antibody.

Storage

After reconstitution, the TECTA antibody can be stored for up to one month at 4oC. For long-term, aliquot and store at -20oC. Avoid repeated freezing and thawing.