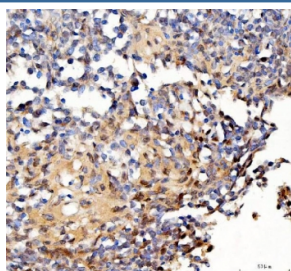


Survivin Antibody (R32641)

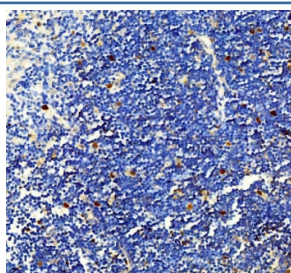
Catalog No.	Formulation	Size
R32641	0.5mg/ml if reconstituted with 0.2ml sterile DI water	100 ug

Bulk quote request

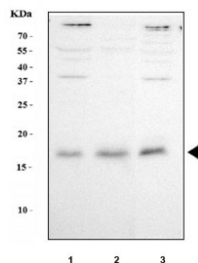
Availability	1-3 business days
Species Reactivity	Human, Mouse, Rat
Format	Antigen affinity purified
Clonality	Polyclonal (rabbit origin)
Isotype	Rabbit IgG
Purity	Antigen affinity
Buffer	Lyophilized from 1X PBS with 2% Trehalose
UniProt	O15392
Applications	Western Blot : 0.5-1ug/ml Immunohistochemistry (FFPE) : 2-5ug/ml ELISA : 0.1-0.5ug/ml (human protein tested; request BSA-free format for coating)
Limitations	This Survivin antibody is available for research use only.



IHC staining of FFPE human lymphoma tissue with Survivin antibody. HIER: boil tissue sections in pH8 EDTA for 20 min and allow to cool before testing.



IHC staining of FFPE mouse thymus tissue with Survivin antibody. HIER: boil tissue sections in pH8 EDTA for 20 min and allow to cool before testing.



Western blot testing of human 1) HeLa, 2) Jurkat and 3) 293T cell lysate with Survivin antibody. Predicted molecular weight ~16 kDa.

Description

Survivin, also called baculoviral inhibitor of apoptosis repeat-containing 5 or BIRC5, is a protein that in humans encoded by the BIRC5 gene. It is a member of the inhibitor of apoptosis (IAP) family. The survivin gene contains 4 exons. This gene is mapped to chromosome 17q25 by pulsed field gel electrophoresis and single- and 2-color FISH. The survivin protein functions as inhibitor caspase activation, thereby leading to negative regulation of apoptosis or programmed cell death. And this protein is expressed highly in most human tumours and fetal tissue, but is completely absent in terminally differentiated cells.

Application Notes

Optimal dilution of the Survivin antibody should be determined by the researcher.

Immunogen

Amino acids M1-D142 from the human protein were used as the immunogen for the Survivin antibody.

Storage

After reconstitution, the Survivin antibody can be stored for up to one month at 4°C. For long-term, aliquot and store at -20°C. Avoid repeated freezing and thawing.