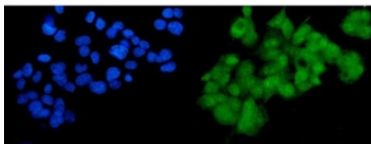


## SOX18 Antibody (RQ6340)


Catalog No.	Formulation	Size
RQ6340	0.5mg/ml if reconstituted with 0.2ml sterile DI water	100 ug

[Bulk quote request](#)

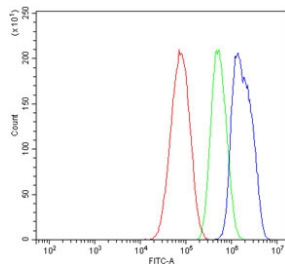
<b>Availability</b>	1-3 business days
<b>Species Reactivity</b>	Human, Mouse, Rat
<b>Format</b>	Purified
<b>Clonality</b>	Polyclonal (rabbit origin)
<b>Isotype</b>	Rabbit IgG
<b>Purity</b>	Antigen affinity purified
<b>Buffer</b>	Lyophilized from 1X PBS with 2% Trehalose
<b>UniProt</b>	P35713
<b>Localization</b>	Nuclear
<b>Applications</b>	Western Blot : 0.5-1ug/ml Immunofluorescence (FFPE) : 5ug/ml Flow Cytometry : 1-3ug/million cells Direct ELISA
<b>Limitations</b>	This SOX18 antibody is available for research use only.



Immunofluorescent staining of FFPE human HepG2 cells with SOX18 antibody (green) and DAPI nuclear stain (blue). HIER: steam section in pH6 citrate buffer for 20 min.



Western blot testing of 1) human Jurkat, 2) human COLO-320, 3) human HeLa, 4) human HepG2, 5) monkey COS-7, 6) rat heart, 7) rat lung, 8) rat liver, 9) mouse lung and 10) mouse liver lysate with SOX18 antibody. Predicted molecular weight ~41 kDa.



Flow cytometry testing of human HepG2 cells with SOX18 antibody at 1ug/million cells (blocked with goat sera); Red=cells alone, Green=isotype control, Blue= SOX18 antibody.

## Description

Transcription factor SOX-18 is a protein that in humans is encoded by the SOX18 gene. This gene encodes a member of the SOX (SRY-related HMG-box) family of transcription factors involved in the regulation of embryonic development and in the determination of the cell fate. The encoded protein may act as a transcriptional regulator after forming a protein complex with other proteins. This protein plays a role in hair, blood vessel, and lymphatic vessel development. Mutations in this gene have been associated with recessive and dominant forms of hypotrichosis-lymphedema-telangiectasia.

## Application Notes

Optimal dilution of the SOX18 antibody should be determined by the researcher.

## Immunogen

Recombinant human protein (amino acids E63-E362) was used as the immunogen for the SOX18 antibody.

## Storage

After reconstitution, the SOX18 antibody can be stored for up to one month at 4oC. For long-term, aliquot and store at -20oC. Avoid repeated freezing and thawing.