SMC6 Antibody / Structural maintenance of chromosomes protein 6 (RQ7721)

Catalog No.	Formulation	Size
RQ7721	0.5mg/ml if reconstituted with 0.2ml sterile DI water	100 ug

Bulk quote request

Availability	1-3 business days
Species Reactivity	Human, Rat
Format	Antigen affinity purified
Host	Rabbit
Clonality	Polyclonal (rabbit origin)
Isotype	Rabbit IgG
Purity	Antigen affinity purified
Buffer	Lyophilized from 1X PBS with 2% Trehalose
UniProt	Q96SB8
Localization	Nuclear
Applications	Western blot: 0.5-1ug/ml Immunofluorescence: 5ug/ml Flow cytometry: 1-3ug/million cells Immunohistochemistry (FFPE): 2-5ug/ml Direct ELISA: 0.1-0.5ug/ml
Limitations	This SMC6 antibody is available for research use only.

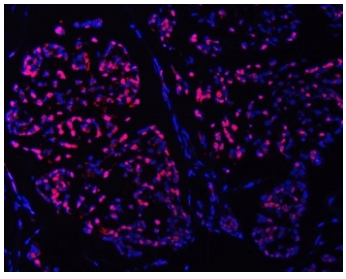

Immunofluorescent staining of FFPE human breast cancer tissue with SMC6 antibody (red) and DAPI nuclear stain (blue). HIER: steam section in pH8 EDTA buffer for 20 min.

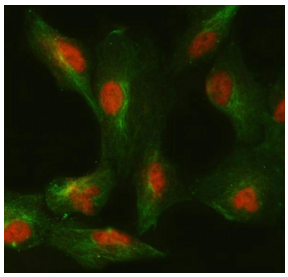

Immunofluorescent staining of FFPE human A549 cells with SMC6 antibody (red) and Beta Tubulin mAb (green). HIER: steam section in pH6 citrate buffer for 20 min.

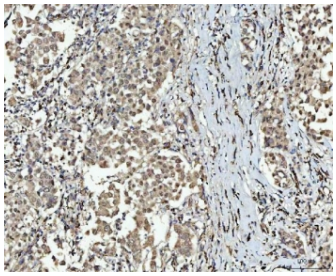

IHC staining of FFPE human breast cancer tissue with SMC6 antibody. HIER: boil tissue sections in pH8 EDTA for 20 min and allow to cool before testing.

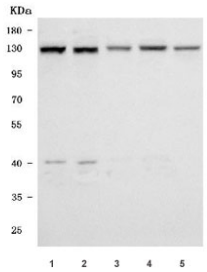

Western blot testing of 1) human K562, 2) human HEL, 3) human A431, 4) human U-251 and 5) rat testis tissue lysate with SMC6 antibody. Predicted molecular weight ~126 kDa.

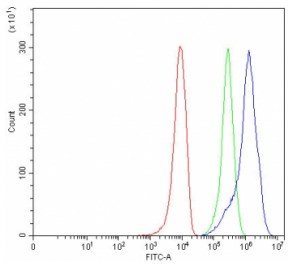

Flow cytometry testing of human 293T cells with SMC6 antibody at 1ug/million cells (blocked with goat sera); Red=cells alone, Green=isotype control, Blue= SMC6 antibody.

Description

Structural maintenance of chromosomes protein 6 is a protein that in humans is encoded by the SMC6 gene. Structural maintenance of chromosomes protein 6, also knowns SMC6L1, is a protein that in humans is encoded by the SMC6 gene. It is involved in the Alternative lengthening of telomeres cancer mechanism. The International Radiation Hybrid Mapping Consortium mapped the SMC6L1 gene to chromosome 2.

Application Notes

Optimal dilution of the SMC6 antibody should be determined by the researcher.

Immunogen

E. coli-derived recombinant human protein (amino acids H499-D1018) was used as the immunogen for the SMC6 antibody.

Storage

After reconstitution, the SMC6 antibody can be stored for up to one month at 4oC. For long-term, aliquot and store at -20oC. Avoid repeated freezing and thawing.

Copyright © NSJ Bioreagents. All rights reserved.