SMAC/Diablo Antibody (F54888)

Catalog No.	Formulation	Size
F54888-0.4ML	In 1X PBS, pH 7.4, with 0.09% sodium azide	0.4 ml
F54888-0.08ML	In 1X PBS, pH 7.4, with 0.09% sodium azide	0.08 ml

Bulk quote request

Availability	1-3 business days
Species Reactivity	Human
Format	Purified
Host	Rabbit
Clonality	Polyclonal (rabbit origin)
Isotype	Rabbit Ig
Purity	Purified
UniProt	Q9NR28
Localization	Cytoplasmic
Applications	Flow cytometry: 1:10-1:50 (1x10e6 cells) Immunohistochemistry (FFPE): 1:50-1:100 Western blot: 1:500-1:1000
Limitations	This SMAC/Diablo antibody is available for research use only.

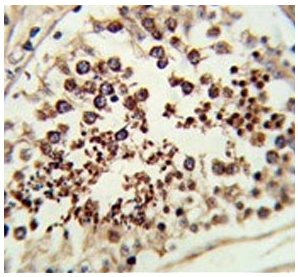

IHC testing of FFPE human testis tissue with SMAC/Diablo antibody. HIER: steam section in pH6 citrate buffer for 20 min and allow to cool prior to staining.

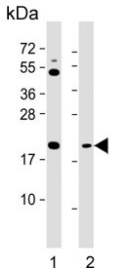

Western blot testing of human 1) HeLa and 2) Jurkat cell lysate with SMAC/Diablo antibody. Predicted molecular weight: 21-27 kDa.

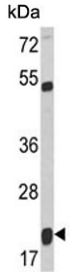

Western blot testing of human T-47D cell lysate with SMAC/Diablo antibody. Predicted molecular weight: 21-27 kDa.



Flow cytometry testing of human MDA-MB-231 cells with SMAC/Diablo antibody; Blue=isotype control, Green= SMAC/Diablo antibody.

Description

SMAC is an inhibitor of apoptosis protein (IAP)-binding protein. This mitochondrial protein enters the cytosol when cells undergo apoptosis, and it moderates the caspase inhibition of IAPs.

Application Notes

The stated application concentrations are suggested starting points. Titration of the SMAC/Diablo antibody may be required due to differences in protocols and secondary/substrate sensitivity.

Immunogen

A portion of amino acids 211-239 from the human protein was used as the immunogen for the SMAC/Diablo antibody.

Storage

Aliquot the SMAC/Diablo antibody and store frozen at -20oC or colder. Avoid repeated freeze-thaw cycles.

Copyright © NSJ Bioreagents. All rights reserved.