SIRT3 Antibody (F49519)

Catalog No.	Formulation	Size
F49519-0.4ML	In 1X PBS, pH 7.4, with 0.09% sodium azide	0.4 ml
F49519-0.08ML	In 1X PBS, pH 7.4, with 0.09% sodium azide	0.08 ml

Bulk quote request

Availability	1-3 business days
Species Reactivity	Human, Mouse
Format	Antigen affinity purified
Host	Rabbit
Clonality	Polyclonal (rabbit origin)
Isotype	Rabbit Ig
Purity	Antigen affinity
UniProt	Q9NTG7
Applications	Western blot: 1:1000 IHC (Paraffin): 1:50-1:100
Limitations	This SIRT3 antibody is available for research use only.

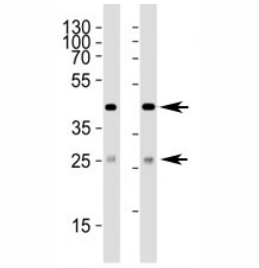

SIRT3 Antibody WB. Western blot analysis of lysate from (1) 293 and (2) HepG2 cell line using SIRT3 antibody at 1:1000. Predicted size: 44/28 kDa (full/processed)

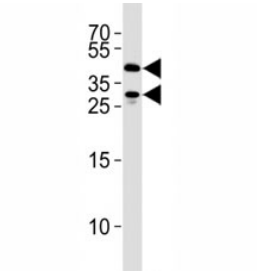

SIRT3 Antibody HEK293 Cell WB. SIRT3 antibody western blot analysis in 293 cell lysate. Predicted size: 44/28 kDa (full/processed)



SIRT3 Antibody HepG2 Cell WB. SIRT3 antibody western blot analysis in HepG2 lysate. Predicted size: 44/28 kDa (full/processed)

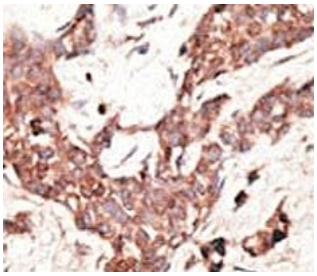

SIRT3 Antibody Breast Cancer IHC. Immunohistochemistry analysis of FFPE human breast carcinoma tissue stained with the SIRT3 antibody.

Description

SIRT3 is a member of the sirtuin family of proteins, homologs to the yeast Sir2 protein. Members of the sirtuin family are characterized by a sirtuin core domain and grouped into four classes. The functions of human sirtuins have not yet been determined; however, yeast sirtuin proteins are known to regulate epigenetic gene silencing and suppress recombination of rDNA. Studies suggest that the human sirtuins may function as intracellular regulatory proteins with mono-ADP-ribosyltransferase activity. The SIRT3 is included in class I of the sirtuin family.

Researchers studying mitochondrial metabolism, oxidative stress adaptation, and cellular energy regulation pathways may also be interested in our SIRT3 Antibody / Mitochondrial Metabolism Regulator page featuring validated immunofluorescence, flow cytometry, and protein microarray specificity data for mitochondrial biology research.

Application Notes

Titration of the SIRT3 antibody may be required due to differences in protocols and secondary/substrate sensitivity.

Immunogen

A portion of amino acids 250-279 from the human protein was used as the immunogen for this SIRT3 antibody.

Storage

Aliquot the SIRT3 antibody and store frozen at -20oC or colder. Avoid repeated freeze-thaw cycles.

Ordering: Phone: 858.663.9055 | Fax: 1.267.821.0800 | Email: info@nsjbio.com
Copyright © NSJ Bioreagents. All rights reserved.