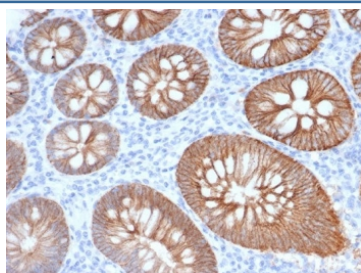


S100 calcium-binding protein A14 Antibody / S100A14 [clone S100A14/7402] (V4718)

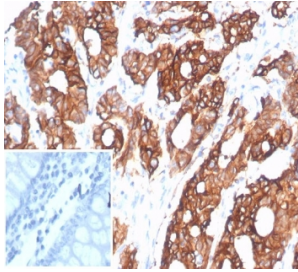
Catalog No.	Formulation	Size
V4718-100UG	0.2 mg/ml in 1X PBS with 0.1 mg/ml BSA (US sourced), 0.05% sodium azide	100 ug
V4718-20UG	0.2 mg/ml in 1X PBS with 0.1 mg/ml BSA (US sourced), 0.05% sodium azide	20 ug
V4718SAF-100UG	1 mg/ml in 1X PBS; BSA free, sodium azide free	100 ug

Bulk quote request

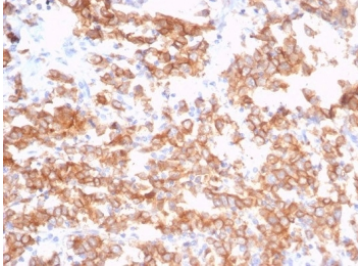
Availability	1-3 business days
Species Reactivity	Human
Format	Purified
Clonality	Monoclonal (mouse origin)
Isotype	Mouse IgG2b, kappa
Clone Name	S100A14/7402
Purity	Protein A/G affinity
UniProt	Q9HCY8
Localization	Cytoplasm
Applications	ELISA (Order BSA-free Format For Coating) : Immunohistochemistry (FFPE) : 1-2ug/ml for 30 min at RT
Limitations	This S100 calcium-binding protein A14 antibody is available for research use only.



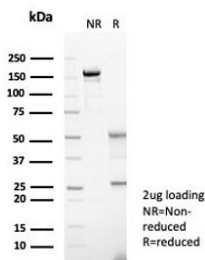
IHC staining of FFPE human colon tissue with S100 calcium-binding protein A14 antibody (clone S100A14/7402). HIER: boil tissue sections in pH 9 10mM Tris with 1mM EDTA for 20 min and allow to cool before testing.



IHC staining of FFPE human colon carcinoma tissue with S100 calcium-binding protein A14 antibody (clone S100A14/7402). Inset: PBS used in place of primary Ab (secondary Ab negative control). HIER: boil tissue sections in pH 9 10mM Tris with 1mM EDTA for 20 min and allow to cool before testing.



IHC staining of FFPE human bladder tissue with S100 calcium-binding protein A14 antibody (clone S100A14/7402). HIER: boil tissue sections in pH 9 10mM Tris with 1mM EDTA for 20 min and allow to cool before testing.



SDS-PAGE analysis of purified, BSA-free S100 calcium-binding protein A14 antibody (clone S100A14/7402) as confirmation of integrity and purity.

Description

Modulates P53/TP53 protein levels, and thereby plays a role in the regulation of cell survival and apoptosis. Depending on the context, it can promote cell proliferation or apoptosis. Plays a role in the regulation of cell migration by modulating the levels of MMP2, a matrix protease that is under transcriptional control of P53/TP53.

Application Notes

Optimal dilution of the S100 calcium-binding protein A14 antibody should be determined by the researcher.

Immunogen

Recombinant full-length human S100 calcium-binding protein A14 protein was used as the immunogen for the S100A14 antibody.

Storage

Aliquot the S100 calcium-binding protein A14 antibody and store frozen at -20°C or colder. Avoid repeated freeze-thaw cycles.

