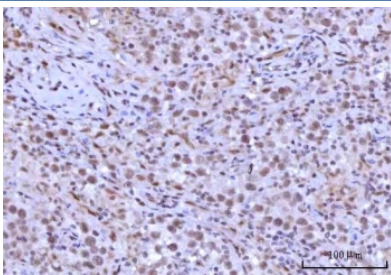


RNF40 Antibody / BRE1B (RQ7838)

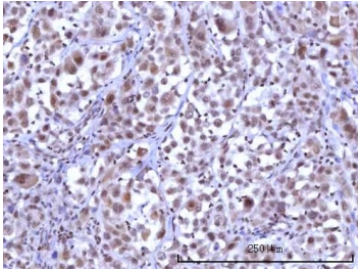
Catalog No.	Formulation	Size
RQ7838	0.5mg/ml if reconstituted with 0.2ml sterile DI water	100 ug

Bulk quote request

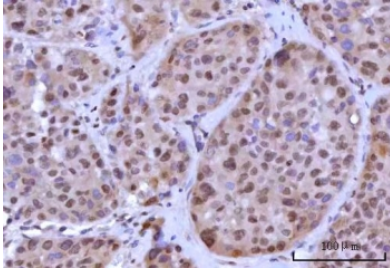
Availability	1-3 business days
Species Reactivity	Human
Format	Antigen affinity purified
Host	Rabbit
Clonality	Polyclonal (rabbit origin)
Isotype	Rabbit IgG
Purity	Antigen affinity purified
Buffer	Lyophilized from 1X PBS with 2% Trehalose
UniProt	O75150
Localization	Nuclear
Applications	Western Blot : 0.5-1ug/ml Immunohistochemistry (FFPE) : 2-5ug/ml Immunofluorescence : 5ug/ml Direct ELISA : 0.1-0.5ug/ml
Limitations	This RNF40 antibody is available for research use only.



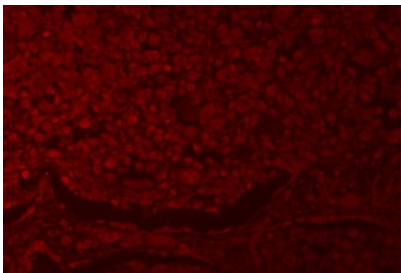
IHC staining of FFPE human testicular seminoma tissue with RNF40 antibody. HIER: boil tissue sections in pH8 EDTA for 20 min and allow to cool before testing.




IHC staining of FFPE human lung adenocarcinoma tissue with RNF40 antibody. HIER: boil tissue sections in pH8 EDTA for 20 min and allow to cool before testing.



IHC staining of FFPE human liver cancer tissue with RNF40 antibody. HIER: boil tissue sections in pH8 EDTA for 20 min and allow to cool before testing.



Immunofluorescent staining of FFPE human lung cancer tissue with RNF40 antibody (red). HIER: steam section in pH8 EDTA buffer for 20 min.



Western blot testing of human 1) 293T, 2) HeLa and 3) MCF7 cell lysate with RNF40 antibody. Predicted molecular weight ~114 kDa.

Description

E3 ubiquitin-protein ligase BRE1B is an enzyme that in humans is encoded by the RNF40 gene. The protein encoded by this gene contains a RING finger, a motif known to be involved in protein-protein and protein-DNA interactions. This protein was reported to interact with the tumor suppressor protein RB1. Studies of the rat counterpart suggested that this protein may function as an E3 ubiquitin-protein ligase, and facilitate the ubiquitination and degradation of syntaxin 1, which is an essential component of the neurotransmitter release machinery. Multiple alternatively spliced transcript variants encoding different isoforms have been found for this gene.

Application Notes

Optimal dilution of the RNF40 antibody should be determined by the researcher.

Immunogen

E. coli-derived recombinant human protein (amino acids A99-D537) was used as the immunogen for the RNF40 antibody.

Storage

After reconstitution, the RNF40 antibody can be stored for up to one month at 4°C. For long-term, aliquot and store at

-20oC. Avoid repeated freezing and thawing.