RFX1 Antibody / Regulatory factor X 1 (RQ7837)

Catalog No.	Formulation	Size
RQ7837	0.5mg/ml if reconstituted with 0.2ml sterile DI water	100 ug

Bulk quote request

Availability	1-3 business days
Species Reactivity	Human
Format	Antigen affinity purified
Host	Rabbit
Clonality	Polyclonal (rabbit origin)
Isotype	Rabbit IgG
Purity	Antigen affinity purified
Buffer	Lyophilized from 1X PBS with 2% Trehalose
UniProt	P22670
Localization	Nuclear
Applications	Western blot: 0.5-1ug/ml Immunohistochemistry (FFPE): 2-5ug/ml Immunofluorescence: 5ug/ml Direct ELISA: 0.1-0.5ug/ml
Limitations	This RFX1 antibody is available for research use only.

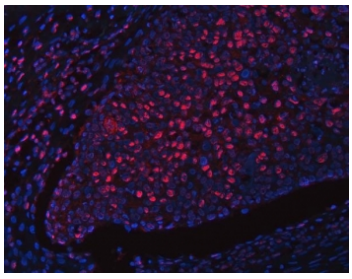

Immunofluorescent staining of FFPE human esophageal squamous cell carcinoma tissue with RFX1 antibody (red) and DAPI nuclear stain (blue). HIER: steam section in pH8 EDTA buffer for 20 min.

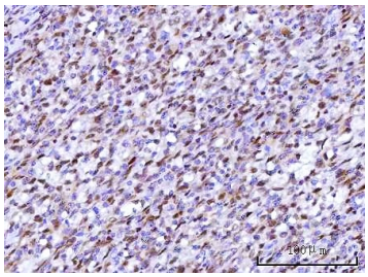

IHC staining of FFPE human intestine diffuse large B-cell lymphoma tissue with RFX1 antibody. HIER: boil tissue sections in pH8 EDTA for 20 min and allow to cool before testing.

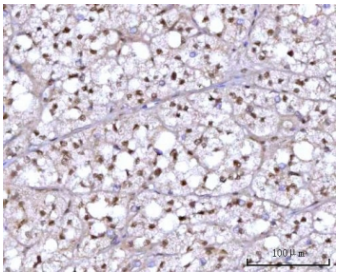

IHC staining of FFPE human adrenocortical adenoma tissue with RFX1 antibody. HIER: boil tissue sections in pH8 EDTA for 20 min and allow to cool before testing.

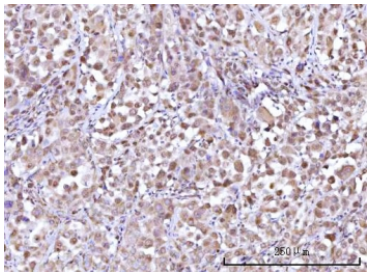

IHC staining of FFPE human lung adenocarcinoma tissue with RFX1 antibody. HIER: boil tissue sections in pH8 EDTA for 20 min and allow to cool before testing.

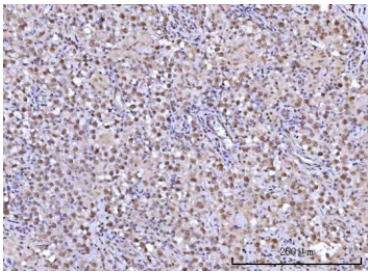

IHC staining of FFPE human testicular seminoma tissue with RFX1 antibody. HIER: boil tissue sections in pH8 EDTA for 20 min and allow to cool before testing.

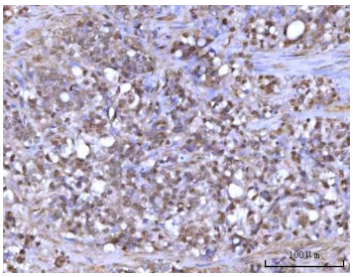

IHC staining of FFPE human gastric adenocarcinoma tissue with RFX1 antibody. HIER: boil tissue sections in pH8 EDTA for 20 min and allow to cool before testing.



Western blot testing of human 1) 293T and 2) MCF7 cell lysate with RFX1 antibody. Predicted molecular weight ~105 kDa but can be observed at ~130 kDa.

Description

MHC class II regulatory factor RFX1 is a protein that, in humans, is encoded by the RFX1 gene located on the short arm of chromosome 19. This gene encodes a member of the regulatory factor X (RFX) family of transcription factors, which are characterized by a winged-helix DNA-binding domain. The encoded transcription factor contains an N-terminal activation domain and a C-terminal repression domain, and may activate or repress target gene expression depending on cellular context. This transcription factor has been shown to regulate a wide variety of genes involved in immunity and cancer, including the MHC class II genes and genes that may be involved in cancer progression. This gene exhibits altered expression in glioblastoma and the autoimmune disease systemic lupus erythematosis (SLE).

Application Notes

Optimal dilution of the RFX1 antibody should be determined by the researcher.

Immunogen

E. coli-derived recombinant human protein (amino acids A48-P977) was used as the immunogen for the RFX1 antibody.

Storage

After reconstitution, the RFX1 antibody can be stored for up to one month at 4oC. For long-term, aliquot and store at -20oC. Avoid repeated freezing and thawing.

Copyright © NSJ Bioreagents. All rights reserved.