Recoverin Antibody / RCVRN (RQ7999)

Catalog No.	Formulation	Size
RQ7999	0.5mg/ml if reconstituted with 0.2ml sterile DI water	100 ug

Bulk quote request

Availability	1-3 business days
Species Reactivity	Human
Format	Antigen affinity purified
Host	Rabbit
Clonality	Polyclonal (rabbit origin)
Isotype	Rabbit IgG
Purity	Antigen affinity purified
Buffer	Lyophilized from 1X PBS with 2% Trehalose
UniProt	P35243
Applications	Western blot: 0.5-1ug/ml Immunohistochemistry (FFPE): 2-5ug/ml Direct ELISA: 0.1-0.5ug/ml
Limitations	This Recoverin antibody is available for research use only.

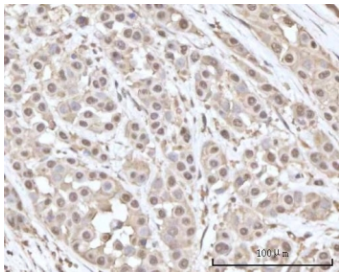

IHC staining of FFPE human breast cancer tissue with Recoverin antibody. HIER: boil tissue sections in pH8 EDTA for 20 min and allow to cool before testing.

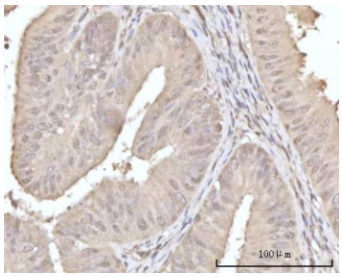

IHC staining of FFPE human uterus tissue with Recoverin antibody. HIER: boil tissue sections in pH8 EDTA for 20 min and allow to cool before testing.

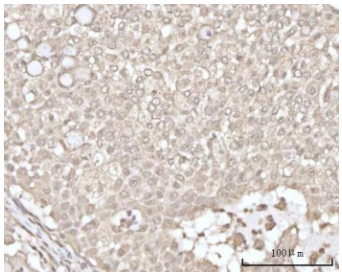

IHC staining of FFPE human lung cancer tissue with Recoverin antibody. HIER: boil tissue sections in pH8 EDTA for 20 min and allow to cool before testing.

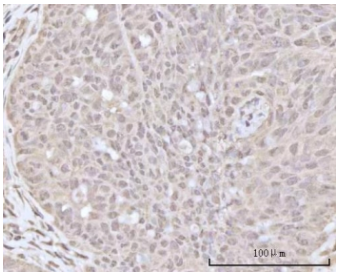

IHC staining of FFPE human ovarian cancer tissue with Recoverin antibody. HIER: boil tissue sections in pH8 EDTA for 20 min and allow to cool before testing.

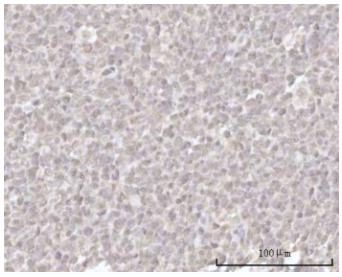

IHC staining of FFPE human tonsil tissue with Recoverin antibody. HIER: boil tissue sections in pH8 EDTA for 20 min and allow to cool before testing.

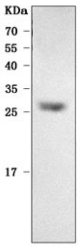

Western blot testing of human ARPE-19 cell lysate with Recoverin antibody. Predicted molecular weight ~23 kDa.

Description

This gene encodes a member of the recoverin family of neuronal calcium sensors. The encoded protein contains three calcium-binding EF-hand domains and may prolong the termination of the phototransduction cascade in the retina by blocking the phosphorylation of photo-activated rhodopsin. Recoverin may be the antigen responsible for cancer-associated retinopathy.

Application Notes

Optimal dilution of the Recoverin antibody should be determined by the researcher.

Immunogen

E. coli-derived recombinant human protein (amino acids Q33-K150) was used as the immunogen for the Recoverin antibody.

Storage

After reconstitution, the Recoverin antibody can be stored for up to one month at 4oC. For long-term, aliquot and store at

-20oC. Avoid repeated freezing and thawing.

Copyright © NSJ Bioreagents. All rights reserved.