Recombinant YWHAE Antibody / 14-3-3E [clone rYWHAE/8860] (V4462)

Catalog No.	Formulation	Size
V4462-100UG	0.2 mg/ml in 1X PBS with 0.1 mg/ml BSA (US sourced), 0.05% sodium azide	100 ug
V4462-20UG	0.2 mg/ml in 1X PBS with 0.1 mg/ml BSA (US sourced), 0.05% sodium azide	20 ug
V4462SAF-100UG	1 mg/ml in 1X PBS; BSA free, sodium azide free	100 ug

Recombinant MOUSE MONOCLONAL

Bulk quote request

Availability	1-3 business days
Species Reactivity	Human
Format	Purified
Host	Mouse
Clonality	Recombinant Mouse Monoclonal
Isotype	Mouse IgG1, kappa
Clone Name	rYWHAE/8860
Purity	Protein A/G affinity
UniProt	P62258
Localization	Cytoplasm, Melanosome
Applications	Immunohistochemistry (FFPE): 1-2ug/ml for 30 min at RT Western blot: 2-4ug/ml
Limitations	This recombinant YWHAE antibody is available for research use only.



Western blot testing of human 293T and A431 cell lysate with recombinant YWHAE antibody. Predicted molecular weight ~28 kDa.

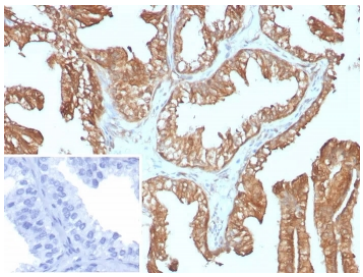

IHC staining of FFPE human prostate carcinoma tissue with recombinant YWHAE antibody (clone rYWHAE/8860). Inset: PBS used in place of primary Ab (secondary Ab negative control). HIER: boil tissue sections in pH 9 10mM Tris with 1mM EDTA for 20 min and allow to cool before testing.

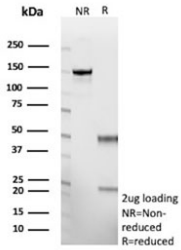

SDS-PAGE analysis of purified, BSA-free recombinant YWHAE antibody (clone rYWHAE/8860) as confirmation of integrity and purity.

Description

Adapter protein implicated in the regulation of a large spectrum of both general and specialized signaling pathway. Binds to a large number of partners, usually by recognition of a phosphoserine or phosphothreonine motif. Binding generally results in the modulation of the activity of the binding partner. It interacts with CDC25 phosphatases, RAF1 and IRS1 proteins, suggesting its role in diverse biochemical activities related to signal transduction, such as cell division and regulation of insulin sensitivity. It has also been implicated in the pathogenesis of small cell lung cancer. The YWHAE gene which encodes 14-3-3E has also been identified as a possible susceptibility gene for schizophrenia.

Application Notes

Optimal dilution of the recombinant YWHAE antibody should be determined by the researcher.

Immunogen

Recombinant human full-length protein was used as the immunogen for the recombinant YWHAE antibody.

Storage

Aliquot the recombinant YWHAE antibody and store frozen at -20oC or colder. Avoid repeated freeze-thaw cycles.

Ordering: Phone: 858.663.9055 | Fax: 1.267.821.0800 | Email: info@nsjbio.com
Copyright © NSJ Bioreagents. All rights reserved.