

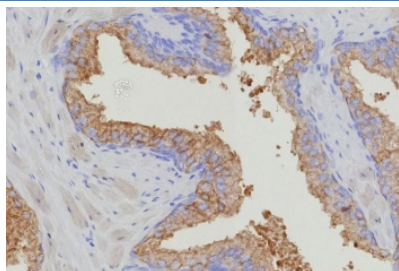
Recombinant Thymidylate Synthase Antibody / TYMS [clone TYMS/9091R] (V5426)

Catalog No.	Formulation	Size
V5426-100UG	0.2 mg/ml in 1X PBS with 0.1 mg/ml BSA (US sourced), 0.05% sodium azide	100 ug
V5426-20UG	0.2 mg/ml in 1X PBS with 0.1 mg/ml BSA (US sourced), 0.05% sodium azide	20 ug
V5426SAF-100UG	1 mg/ml in 1X PBS; BSA free, sodium azide free	100 ug

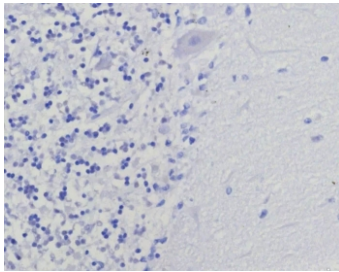
Recombinant **RABBIT MONOCLONAL**

[Bulk quote request](#)

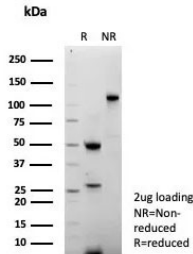
Availability	1-3 business days
Species Reactivity	Human
Format	Purified
Host	Rabbit
Clonality	Recombinant Rabbit Monoclonal
Isotype	Rabbit IgG, kappa
Clone Name	TYMS/9091R
Purity	Protein A/G affinity
UniProt	P04818
Localization	Cytoplasm, Nucleus
Applications	Immunohistochemistry (FFPE) : 1-2ug/ml
Limitations	This recombinant Thymidylate Synthase antibody is available for research use only.



IHC staining of FFPE human prostate carcinoma tissue with recombinant Thymidylate Synthase antibody (clone TYMS/9091R). HIER: boil tissue sections in pH 9 10mM Tris with 1mM EDTA for 20 min and allow to cool before testing.



Negative control: IHC staining of FFPE human brain tissue using recombinant Thymidylate Synthase antibody (clone TYMS/9091R). HIER: boil tissue sections in pH 9 10mM Tris with 1mM EDTA for 20 min and allow to cool before testing.



SDS-PAGE analysis of purified, BSA-free recombinant Thymidylate Synthase antibody (clone TYMS/9091R) as confirmation of integrity and purity.

Description

It recognizes a protein of 36kDa, identified as Thymidylate Synthase (TS) (EC 2.1.1.45). It converts deoxyuridine monophosphate (dUMP) to deoxythymidine monophosphate (dTMP), which is essential for DNA biosynthesis. TS is also a critical target for the fluoropyrimidines, an important group of antineoplastic drugs that are widely used in the treatment of solid tumors. Both 5-FU and fluorodeoxyuridine are converted in tumor cells to FdUMP which inactivates TS by formation of a ternary covalent complex in the presence of the folate cofactor 5,10-methylenetetrahydrofolate. Expression of TS protein has been reported to associate with response to 5-fluorouracil (5-FU) in human colorectal, gastric, head and neck, and breast carcinomas.

Application Notes

Optimal dilution of the recombinant Thymidylate Synthase antibody should be determined by the researcher.

Immunogen

A recombinant human thymidylate synthase protein fragment (within amino acids 1-200) was used as the immunogen for the recombinant Thymidylate Synthase antibody.

Storage

Aliquot the recombinant Thymidylate Synthase antibody and store frozen at -20oC or colder. Avoid repeated freeze-thaw cycles.