Recombinant PAX5 Antibody [clone rPAX5/4228] (V8637)

Catalog No.	Formulation	Size
V8637-100UG	0.2 mg/ml in 1X PBS with 0.1 mg/ml BSA (US sourced) and 0.05% sodium azide	100 ug
V8637-20UG	0.2 mg/ml in 1X PBS with 0.1 mg/ml BSA (US sourced) and 0.05% sodium azide	20 ug
V8637SAF-100UG	1 mg/ml in 1X PBS; BSA free, sodium azide free	100 ug

Recombinant MOUSE MONOCLONAL

Bulk quote request

Availability	1-3 business days
Species Reactivity	Human
Format	Purified
Host	Mouse
Clonality	Recombinant Mouse Monoclonal
Isotype	Mouse IgG2a, kappa
Clone Name	rPAX5/4228
Purity	Protein G affinity chromatography
UniProt	Q02548
Localization	Nuclear
Applications	Immunohistochemistry (FFPE): 1-2ug/ml for 30 minutes at RT
Limitations	This recombinant PAX5 antibody is available for research use only.

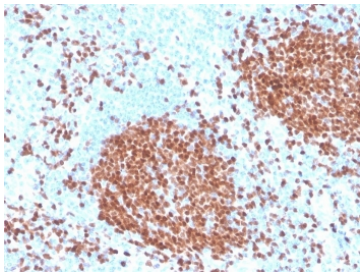

IHC staining of FFPE human tonsil with recombinant PAX5 antibody. HIER: boil tissue sections in pH 9 10mM Tris with 1mM EDTA for 20 min and allow to cool before testing.

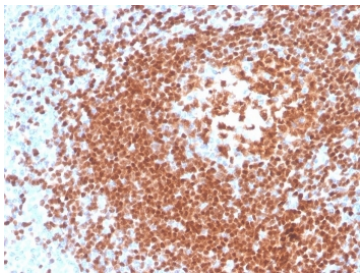

IHC staining of FFPE human tonsil with recombinant PAX5 antibody. HIER: boil tissue sections in pH 9 10mM Tris with 1mM EDTA for 20 min and allow to cool before testing.

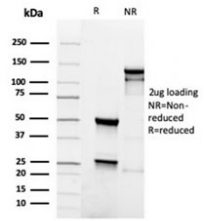

SDS-PAGE analysis of purified, BSA-free recombinant PAX5 antibody as confirmation of integrity and purity.

Description

The PAX5 gene is a member of the paired box (PAX) family of transcription factors. The central feature of this gene family is a novel, highly conserved DNA-binding domain, known as the paired box. The PAX proteins are important regulators in early development, and alterations in the expression of their genes are thought to contribute to neoplastic transformation. The PAX5 gene encodes the B-cell lineage specific activator protein (BSAP) that is expressed at early, but not late stages of B-cell differentiation. Its expression has also been detected in developing CNS and testis; therefore, PAX5 gene product may not only play an important role in B-cell differentiation, but also in neural development and spermatogenesis.

Application Notes

Optimal dilution of the recombinant PAX5 antibody should be determined by the researcher.

Immunogen

A portion of amino acids 235-382 from the human protein was used as the immunogen for the recombinant PAX5 antibody.

Storage

Store the recombinant PAX5 antibody at 2-8oC (with azide) or aliquot and store at -20oC or colder (without azide).

Ordering: Phone: 858.663.9055 | Fax: 1.267.821.0800 | Email: info@nsjbio.com
Copyright © NSJ Bioreagents. All rights reserved.