

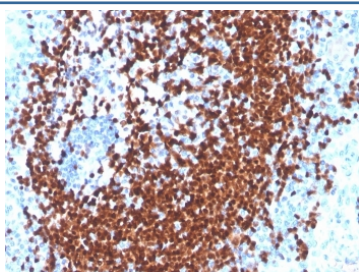
Recombinant PAX5 Antibody [clone PAX5/3977R] (V9267)

Catalog No.	Formulation	Size
V9267-100UG	0.2 mg/ml in 1X PBS with 0.1 mg/ml BSA (US sourced), 0.05% sodium azide	100 ug
V9267-20UG	0.2 mg/ml in 1X PBS with 0.1 mg/ml BSA (US sourced), 0.05% sodium azide	20 ug
V9267SAF-100UG	1 mg/ml in 1X PBS; BSA free, sodium azide free	100 ug

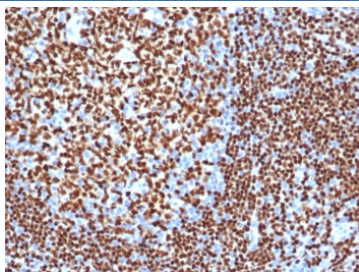
Recombinant **RABBIT MONOCLONAL**

[Bulk quote request](#)

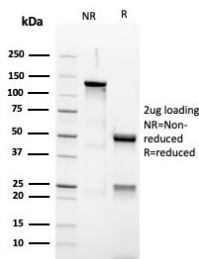
Availability	1-3 business days
Species Reactivity	Human
Format	Purified
Clonality	Recombinant Rabbit Monoclonal
Isotype	Rabbit IgG
Clone Name	PAX5/3977R
Purity	Protein A/G affinity
UniProt	Q02548
Localization	Nuclear
Applications	Immunohistochemistry (FFPE) : 1-2ug/ml
Limitations	This recombinant PAX5 antibody is available for research use only.



IHC staining of FFPE human tonsil tissue with recombinant PAX5 antibody (clone PAX5/3977R). HIER: boil tissue sections in pH 9 10mM Tris with 1mM EDTA for 20 min and allow to cool before testing.



IHC staining of FFPE human tonsil tissue with recombinant PAX5 antibody (clone PAX5/3977R). HIER: boil tissue sections in pH 9 10mM Tris with 1mM EDTA for 20 min and allow to cool before testing.



SDS-PAGE analysis of purified, BSA-free recombinant PAX5 antibody (clone PAX5/3977R) as confirmation of integrity and purity.

Description

The PAX5 gene is a member of the paired box (PAX) family of transcription factors. The central feature of this gene family is a novel, highly conserved DNA-binding domain, known as the paired box. The PAX proteins are important regulators in early development, and alterations in the expression of their genes are thought to contribute to neoplastic transformation. The PAX5 gene encodes the B-cell lineage specific activator protein (BSAP) that is expressed at early, but not late stages of B-cell differentiation. Its expression has also been detected in developing CNS and testis; therefore, PAX5 gene product may not only play an important role in B-cell differentiation, but also in neural development and spermatogenesis.

Application Notes

Optimal dilution of the recombinant PAX5 antibody should be determined by the researcher.

Immunogen

A portion of amino acids 235-382 from the human protein was used as the immunogen for the recombinant PAX5 antibody.

Storage

Aliquot the recombinant PAX5 antibody and store frozen at -20°C or colder. Avoid repeated freeze-thaw cycles.