

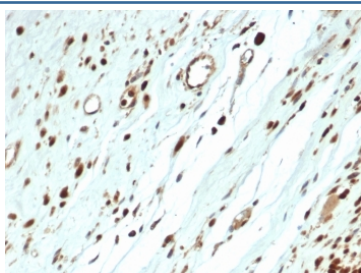
Recombinant MyoD1 Antibody [clone MYOD1/3418R] (V9333)

Catalog No.	Formulation	Size
V9333-100UG	0.2 mg/ml in 1X PBS with 0.1 mg/ml BSA (US sourced), 0.05% sodium azide	100 ug
V9333-20UG	0.2 mg/ml in 1X PBS with 0.1 mg/ml BSA (US sourced), 0.05% sodium azide	20 ug
V9333SAF-100UG	1 mg/ml in 1X PBS; BSA free, sodium azide free	100 ug

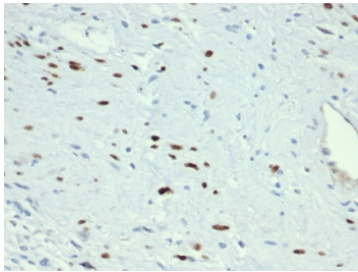
Recombinant **RABBIT MONOCLONAL**

[Bulk quote request](#)

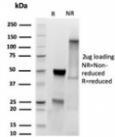
Availability	1-3 business days
Species Reactivity	Human
Format	Purified
Host	Rabbit
Clonality	Recombinant Rabbit Monoclonal
Isotype	Rabbit IgG
Clone Name	MYOD1/3418R
Purity	Protein A affinity
UniProt	P15172
Localization	Nuclear
Applications	Immunohistochemistry (FFPE) : 1-2ug/ml
Limitations	This recombinant MyoD1 antibody is available for research use only.



IHC staining of FFPE human rhabdomyosarcoma with recombinant MyoD1 antibody (clone MYOD1/3418R) at 2ug/ml. HIER: boil tissue sections in pH 9 10mM Tris with 1mM EDTA for 20 min and allow to cool before testing.



IHC staining of FFPE human rhabdomyosarcoma tissue with recombinant MyoD1 antibody (clone MYOD1/3418R) at 2ug/ml in PBS. HIER: boil tissue sections in pH 9 10mM Tris with 1mM EDTA for 20 min and allow to cool before testing.



SDS-PAGE analysis of purified, BSA-free recombinant MyoD1 antibody (clone MYOD1/3418R) as confirmation of integrity and purity.

Description

MyoD1 acts as a transcriptional activator that promotes transcription of muscle-specific target genes and plays a role in muscle differentiation. [UniProt]

Application Notes

Optimal dilution of the recombinant MyoD1 antibody should be determined by the researcher.

Immunogen

A portion of amino acids 1-100 was used as the immunogen for the recombinant MyoD1 antibody.

Storage

Aliquot the recombinant MyoD1 antibody and store frozen at -20oC or colder. Avoid repeated freeze-thaw cycles.