

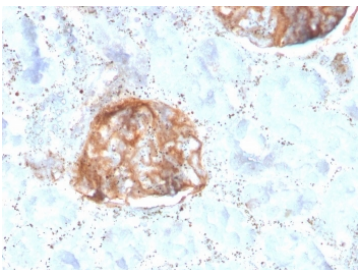
Recombinant MTAP Antibody / S-methyl-5'-thioadenosine phosphorylase [clone rMTAP/1813] (V7965)

Catalog No.	Formulation	Size
V7965-100UG	0.2 mg/ml in 1X PBS with 0.1 mg/ml BSA (US sourced) and 0.05% sodium azide	100 ug
V7965-20UG	0.2 mg/ml in 1X PBS with 0.1 mg/ml BSA (US sourced) and 0.05% sodium azide	20 ug
V7965SAF-100UG	1 mg/ml in 1X PBS; BSA free, sodium azide free	100 ug

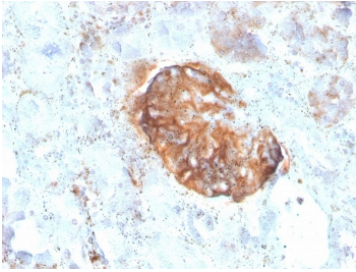
Recombinant **MOUSE MONOCLONAL**

[Bulk quote request](#)

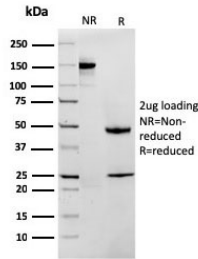
Availability	1-3 business days
Species Reactivity	Human
Format	Purified
Host	Mouse
Clonality	Recombinant Mouse Monoclonal
Isotype	Mouse IgG1, kappa
Clone Name	rMTAP/1813
Purity	Protein G affinity chromatography
UniProt	Q13126
Localization	Cytoplasmic
Applications	Immunohistochemistry (FFPE) : 1-2ug/ml Western Blot : 2-4ug/ml
Limitations	This recombinant MTAP antibody is available for research use only.



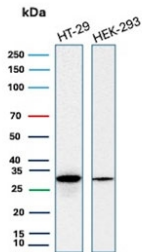
IHC staining of FFPE human kidney with recombinant MTAP antibody. HIER: boil tissue sections in pH 9 10mM Tris with 1mM EDTA for 20 min and allow to cool before testing.



IHC staining of FFPE human kidney with recombinant MTAP antibody. HIER: boil tissue sections in pH 9 10mM Tris with 1mM EDTA for 20 min and allow to cool before testing.



SDS-PAGE analysis of purified, BSA-free MTAP antibody as confirmation of integrity and purity.



Western blot testing of human HT-29 and HEK293 cell lysate with recombinant MTAP antibody. Expected molecular weight: 26-38 kDa (multiple isoforms).

Description

Recognizes a protein of 31kDa, which is identified as MTAP (5'-deoxy-5'-methylthioadenosine phosphorylase). It catalyzes the reversible phosphorolysis of methylthioadenosine, which is important in polyamine metabolism and for the salvage of adenine and methionine. The gene encoding MTAP is linked to the tumor suppressor gene, p16INK4A. Deficient levels of MTAP can occur in cancers primarily through co-deletion of the MTAP gene and the p16INK4A gene. Cells expressing MTAP and possessing adenine salvage pathway activity may be less susceptible to malignancy due to growth-inhibitory actions of agents (e.g. antifolates), whose mechanism of action, in part, involves this de novo purine pathway.

For knockdown-validated detection of MTAP as a metabolic marker, see our [MTAP antibody](#).

Application Notes

Optimal dilution of the recombinant MTAP antibody should be determined by the researcher.

Immunogen

A recombinant human partial protein (amino acids 97-196) was used as the immunogen for this MTAP antibody.

Storage

Store the recombinant MTAP antibody at 2-8oC (with azide) or aliquot and store at -20oC or colder (without azide).

