

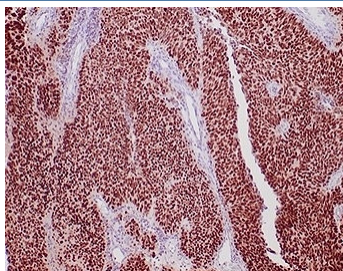
Recombinant GATA Binding Protein 3 Antibody / GATA-3 [clone rGATA3/3870] (V4017)

Catalog No.	Formulation	Size
V4017-100UG	0.2 mg/ml in 1X PBS with 0.1 mg/ml BSA (US sourced), 0.05% sodium azide	100 ug
V4017-20UG	0.2 mg/ml in 1X PBS with 0.1 mg/ml BSA (US sourced), 0.05% sodium azide	20 ug
V4017SAF-100UG	1 mg/ml in 1X PBS; BSA free, sodium azide free	100 ug

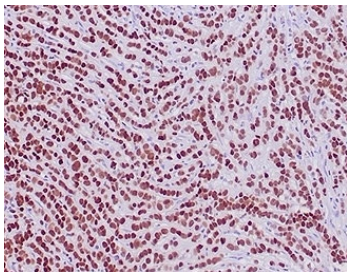
Recombinant MOUSE MONOCLONAL

[Bulk quote request](#)

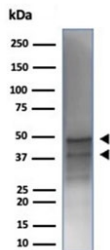
Availability	1-3 business days
Species Reactivity	Human
Format	Purified
Host	Mouse
Clonality	Recombinant Mouse Monoclonal
Isotype	Mouse IgG1, kappa
Clone Name	rGATA3/3870
Purity	Protein A/G affinity
UniProt	P23771
Localization	Nucleus
Applications	Western Blot : 1-2ug/ml Immunohistochemistry (FFPE) : 1-2ug/ml
Limitations	This recombinant GATA Binding Protein 3 antibody is available for research use only.



IHC staining of FFPE human urothelial carcinoma tissue with recombinant GATA Binding Protein 3 antibody (clone rGATA3/3870). HIER: boil tissue sections in pH 9 10mM Tris with 1mM EDTA for 20 min and allow to cool before testing.



IHC staining of FFPE human lobular breast carcinoma tissue with recombinant GATA Binding Protein 3 antibody (clone rGATA3/3870). HIER: boil tissue sections in pH 9 10mM Tris with 1mM EDTA for 20 min and allow to cool before testing.



Western blot testing of human MCF-7 cell lysate using recombinant GATA Binding Protein 3 antibody (clone rGATA3/3870). Observed molecular weight: ~50 kDa (full length), ~37 kDa (splice form).

Description

GATA-3 (GATA binding protein 3) is a member of the GATA family of transcription factors. This 50kDa nuclear protein regulates the development and subsequent maintenance of a variety of human tissues, including hematopoietic cells, skin, kidney, mammary gland, and the central nervous system. Among several other roles, GATA-3 involved in luminal cell differentiation in the mammary gland and appears to control a set of genes involved in the differentiation and proliferation of breast cancer. The expression of GATA-3 is associated with the expression of estrogen receptor-alpha (ER) in breast cancer. GATA-3 has been shown to be a novel marker for bladder cancer. The study demonstrated that GATA-3 stained 67% of urothelial Carcinomas, but none of prostate or renal carcinomas.

Application Notes

Optimal dilution of the recombinant GATA Binding Protein 3 antibody should be determined by the researcher.

Immunogen

Recombinant full-length human protein was used as the immunogen for the recombinant GATA Binding Protein 3 antibody.

Storage

Aliquot the recombinant GATA Binding Protein 3 antibody and store frozen at -20oC or colder. Avoid repeated freeze-thaw cycles.