

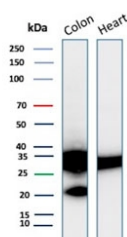
Recombinant Galectin 3 Antibody / LGALS3 [clone LGALS3/13208R] (V5761)

Catalog No.	Formulation	Size
V5761-100UG	0.2 mg/ml in 1X PBS with 0.1 mg/ml BSA (US sourced), 0.05% sodium azide	100 ug
V5761-20UG	0.2 mg/ml in 1X PBS with 0.1 mg/ml BSA (US sourced), 0.05% sodium azide	20 ug
V5761SAF-100UG	1 mg/ml in 1X PBS; BSA free, sodium azide free	100 ug

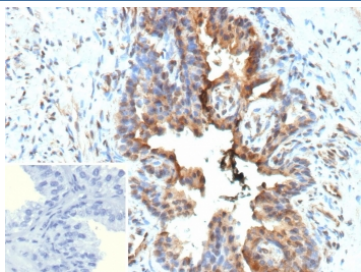
Recombinant **RABBIT MONOCLONAL**

[Bulk quote request](#)

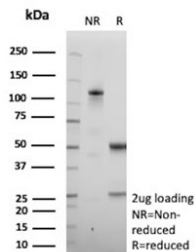
Availability	1-3 business days
Species Reactivity	Human
Format	Purified
Clonality	Recombinant Rabbit Monoclonal
Isotype	Rabbit IgG, kappa
Clone Name	LGALS3/13208R
Purity	Protein A affinity
UniProt	P17931
Localization	Cytoplasm
Applications	Immunohistochemistry (FFPE) : 1-2ug/ml Western Blot : 2-4ug/ml
Limitations	This recombinant Galectin 3 antibody is available for research use only.



Western blot testing of human colon and heart tissue lysate with recombinant Galectin 3 antibody (clone LGALS3/13208R). Predicted molecular weight ~26 kDa.



IHC staining of FFPE human prostate tissue with recombinant Galectin 3 antibody (clone LGALS3/13208R). Inset: PBS used in place of primary Ab (secondary Ab negative control). HIER: boil tissue sections in pH 9 10mM Tris with 1mM EDTA for 20 min and allow to cool before testing.



SDS-PAGE analysis of purified, BSA-free recombinant Galectin 3 antibody (clone LGALS3/13208R) as confirmation of integrity and purity.

Description

Galectin-3 is a member of the beta-galactosidase-binding lectin family. It is associated with cell growth, adhesion, inflammation, mRNA processing, and apoptosis. Aberrant expression of Galectin-3 is related to malignant transformation and metastasis in carcinomas of the breast, colon and thyroid. Galectin-3 reactivity can be seen in the nucleus of neutrophils, vascular endothelium, carcinomas of the colon, breast, and thyroid. Galectin-3 may be useful in the differentiation of benign and malignant thyroid neoplasms. Galectin-3 may also be useful in the identification of certain liver disorders.

Application Notes

Optimal dilution of the recombinant Galectin 3 antibody should be determined by the researcher.

Immunogen

A portion of amino acids 1-250 from human LGALS3 protein was used as the immunogen for the recombinant Galectin 3 antibody.

Storage

Aliquot the recombinant Galectin 3 antibody and store frozen at -20oC or colder. Avoid repeated freeze-thaw cycles.