

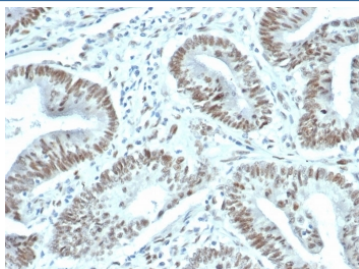
Recombinant FOXP1 Antibody [clone FOXP1/44R] (V8959)

Catalog No.	Formulation	Size
V8959-100UG	0.2 mg/ml in 1X PBS with 0.1 mg/ml BSA (US sourced), 0.05% sodium azide	100 ug
V8959-20UG	0.2 mg/ml in 1X PBS with 0.1 mg/ml BSA (US sourced), 0.05% sodium azide	20 ug
V8959SAF-100UG	1 mg/ml in 1X PBS; BSA free, sodium azide free	100 ug

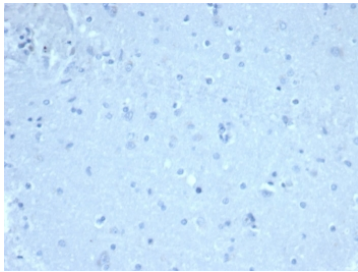
Recombinant **RABBIT MONOCLONAL**

[Bulk quote request](#)

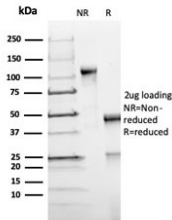
Availability	1-3 business days
Species Reactivity	Human
Format	Purified
Clonality	Recombinant Rabbit Monoclonal
Isotype	Rabbit IgG
Clone Name	FOXP1/44R
Purity	Protein A/G affinity
UniProt	Q9H334
Localization	Nucleus
Applications	Immunohistochemistry (FFPE) : 1-2ug/ml
Limitations	This recombinant FOXP1 antibody is available for research use only.



IHC staining of FFPE human prostate carcinoma tissue with recombinant FOXP1 antibody (clone FOXP1/44R) at 1ug/ml. HIER: boil tissue sections in pH 9 10mM Tris with 1mM EDTA for 20 min and allow to cool before testing.



Negative control: IHC staining of FFPE human brain tissue using recombinant FOXP1 antibody (clone FOXP1/44R) at 1ug/ml. HIER: boil tissue sections in pH 9 10mM Tris with 1mM EDTA for 20 min and allow to cool before testing.



SDS-PAGE analysis of purified, BSA-free recombinant FOXP1 antibody (clone FOXP1/44R) as confirmation of integrity and purity.

Description

FOXP1 protein plays an important role in the specification and differentiation of lung epithelium, also acts cooperatively with FOXP4 to regulate lung secretory epithelial cell fate and regeneration by restricting the goblet cell lineage program.

Application Notes

Optimal dilution of the recombinant FOXP1 antibody should be determined by the researcher.

Immunogen

A portion of amino acids 350-450 was used as the immunogen for the recombinant FOXP1 antibody.

Storage

Aliquot the recombinant FOXP1 antibody and store frozen at -20oC or colder. Avoid repeated freeze-thaw cycles.