

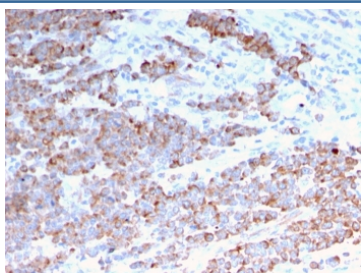
Recombinant Cytokeratin 18 Antibody [clone rKRT18/1190] (V7922)

Catalog No.	Formulation	Size
V7922-100UG	0.2 mg/ml in 1X PBS with 0.1 mg/ml BSA (US sourced) and 0.05% sodium azide	100 ug
V7922-20UG	0.2 mg/ml in 1X PBS with 0.1 mg/ml BSA (US sourced) and 0.05% sodium azide	20 ug
V7922SAF-100UG	1 mg/ml in 1X PBS; BSA free, sodium azide free	100 ug

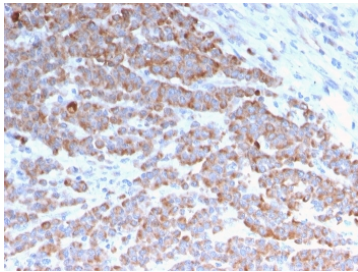
Recombinant MOUSE MONOCLONAL

[Bulk quote request](#)

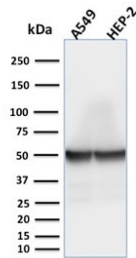
Availability	1-3 business days
Species Reactivity	Human, Mouse, Rat
Format	Purified
Host	Mouse
Clonality	Recombinant Mouse Monoclonal
Isotype	Mouse IgG1, kappa
Clone Name	rKRT18/1190
Purity	Protein G affinity chromatography
UniProt	P05783
Localization	Cytoplasmic
Applications	Immunofluorescence : 1-2ug/ml Western Blot : 1-2ug/ml Immunohistochemistry (FFPE) : 1-2ug/ml
Limitations	This recombinant Cytokeratin 18 antibody is available for research use only.



IHC staining of FFPE human colon carcinoma with recombinant Cytokeratin 18 antibody (clone rKRT18/1190). HIER: boil tissue sections in pH 9 10mM Tris with 1mM EDTA for 20 min and allow to cool before testing.



IHC staining of FFPE human colon carcinoma with recombinant Cytokeratin 18 antibody (clone rKRT18/1190). HIER: boil tissue sections in pH 9 10mM Tris with 1mM EDTA for 20 min and allow to cool before testing.



Western blot testing of human samples with recombinant Cytokeratin 18 antibody. Predicted molecular weight ~48 kDa.

Description

Recombinant Cytokeratin 18 antibody reacts with a wide variety of simple epithelia. It does not react with stratified squamous epithelia. It reacts with epithelial tumors of the gastrointestinal tract, lung, breast, pancreas, ovary, and thyroid. Cytokeratin 18, which belongs to the type A (acidic) subfamily of low molecular weight keratins, exists in combination with cytokeratin 8. It was reported that tissues from gastrointestinal tract are positive for both cytokeratin 8 and 18 but do not contain cytokeratin 14. Tissues from gastrointestinal tract, respiratory tract and urogenital tract, as well as endocrine and exocrine tissues and mesothelial cells are positive for cytokeratin 18.

Application Notes

Optimal dilution of the recombinant Cytokeratin 18 antibody should be determined by the researcher.

Immunogen

Recombinant human KRT18 protein was used as the immunogen for the recombinant Cytokeratin 18 antibody.

Storage

Store the recombinant Cytokeratin 18 antibody at 2-8°C (with azide) or aliquot and store at -20°C or colder (without azide).