


## Recombinant CD45RA Antibody [clone rPTPRC/1131] (V8403)

Catalog No.	Formulation	Size
V8403-100UG	0.2 mg/ml in 1X PBS with 0.1 mg/ml BSA (US sourced) and 0.05% sodium azide	100 ug
V8403-20UG	0.2 mg/ml in 1X PBS with 0.1 mg/ml BSA (US sourced) and 0.05% sodium azide	20 ug
V8403SAF-100UG	1 mg/ml in 1X PBS; BSA free, sodium azide free	100 ug

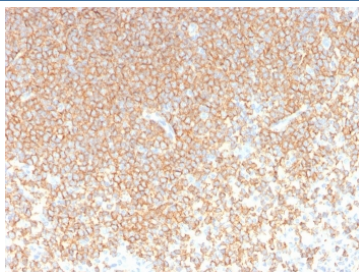
Recombinant **MOUSE MONOCLONAL**

[Bulk quote request](#)

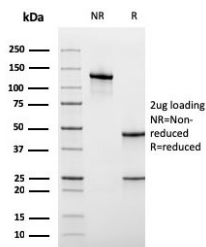
Availability	1-3 business days
Species Reactivity	Human
Format	Purified
Clonality	Recombinant Mouse Monoclonal
Isotype	Mouse IgG1, kappa
Clone Name	rPTPRC/1131
Purity	Protein G affinity chromatography
UniProt	P08575
Localization	Cell surface
Applications	Western Blot : 1-2ug/ml Immunohistochemistry (FFPE) : 1-2ug/ml for 30 minutes at RT
Limitations	This recombinant CD45RA antibody is available for research use only.



Western blot testing of human spleen lysate with recombinant CD45RA antibody.  
Expected molecular weight: 147-220 kDa depending on glycosylation level.



IHC staining of FFPE human spleen with recombinant CD45RA antibody (clone rPTPRC/1131). HIER: boil tissue sections in pH 9 10mM Tris with 1mM EDTA for 20 min and allow to cool before testing.



SDS-PAGE analysis of purified, BSA-free recombinant CD45RA antibody (clone rPTPRC/1131) as confirmation of integrity and purity.

## Description

Recognizes a protein of 205kDa-220kDa, identified as CD45RA. CD45RA is isoforms of the human leukocyte common antigen (CD45). Human CD45 contains three exons which encode peptide segments designated A, B and C, respectively. The differential splicing of the exons generates at least five isoforms, ABC, AB, BC, B and O. This antibody reacts with ABC and BC isoforms. CD45RA is expressed on 40-50% of peripheral CD4+ T-cells, 50% of peripheral CD8+ T-cells, B-cells, and leukemic B-cell lines. T-cells expressing CD45RA are naive or virgin T-cells. T-cells expressing CD45RO are memory T-cells. CD45RA and CD45RO define complementary, predominantly non-overlapping populations of resting peripheral T-cells. This MAbs is useful in study on the subpopulation of CD4+ or CD8+ T-cells. It can especially be used to differentiate T-cell lymphomas (CD45RO +ve) from B cell lymphomas (CD45RA +ve).

## Application Notes

Optimal dilution of the recombinant CD45RA antibody should be determined by the researcher.

## Immunogen

Recombinant full-length human protein was used as the immunogen for the recombinant CD45RA antibody.

## Storage

Store the recombinant CD45RA antibody at 2-8oC (with azide) or aliquot and store at -20oC or colder (without azide).