


Recombinant CD45 Antibody [clone rPTPRC/1460] (V8044)

Catalog No.	Formulation	Size
V8044-100UG	0.2 mg/ml in 1X PBS with 0.1 mg/ml BSA (US sourced) and 0.05% sodium azide	100 ug
V8044-20UG	0.2 mg/ml in 1X PBS with 0.1 mg/ml BSA (US sourced) and 0.05% sodium azide	20 ug
V8044SAF-100UG	1 mg/ml in 1X PBS; BSA free, sodium azide free	100 ug

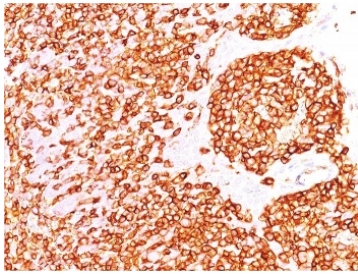
Recombinant **MOUSE MONOCLONAL**

[Bulk quote request](#)

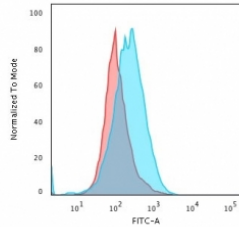
Availability	1-3 business days
Species Reactivity	Human
Format	Purified
Host	Mouse
Clonality	Recombinant Mouse Monoclonal
Isotype	Mouse IgG1, kappa
Clone Name	rPTPRC/1460
Purity	Protein G affinity chromatography
UniProt	P08575
Localization	Cell surface, cytoplasmic
Applications	Flow Cytometry : 1-2ug/10 ⁶ cells Immunofluorescence : 1-2ug/ml Western Blot : 1-2ug/ml Immunohistochemistry (FFPE) : 1-2ug/ml
Limitations	This recombinant CD45 antibody is available for research use only.




Western blot testing of human spleen lysate with recombinant CD45R antibody (clone rPTPRC/1460). Expected molecular weight: 147-220 kDa depending on glycosylation level.



IHC staining of FFPE human tonsil with recombinant CD45R antibody (clone rPTPRC/1460). HIER: steam section in pH 9 10mM Tris with 1mM EDTA for 20 min and allow to cool prior to staining.



Flow cytometry testing of PFA-fixed human Raji cells with recombinant CD45R antibody (clone rPTPRC/1460); Red=isotype control, Blue= recombinant CD45R antibody.



SDS-PAGE analysis of purified, BSA-free recombinant CD45 antibody (clone rPTPRC/1460) as confirmation of integrity and purity.

Description

CD45R, also designated CD45 and PTPRC, has been identified as a transmembrane glycoprotein, broadly expressed among hematopoietic cells. Multiple isoforms of CD45R are distributed throughout the immune system according to cell type. These isoforms arise because of alternative splicing of exons 4, 5, and 6. The corresponding protein domains are characterized by the binding of monoclonal antibodies specific for CD45RA (exon 4), CD45RB (exon 5), CD45RC (exon 6) and CD45RO (exons 4 to 6 spliced out). The variation in these isoforms is localized to the extracellular domain of CD45R, while the intracellular domain is conserved. CD45R functions as a phosphor-tyrosine phosphatase. Antibody to CD45 is useful in differential diagnosis of lymphoid tumors from non-hematopoietic undifferentiated neoplasms.

Application Notes

Optimal dilution of the recombinant CD45 antibody should be determined by the researcher.

Immunogen

Human recombinant full-length CD45 protein was used as the immunogen for the recombinant CD45 antibody.

Storage

Store the recombinant CD45 antibody at 2-8oC (with azide) or aliquot and store at -20oC or colder (without azide).

