


Recombinant Annexin A1 Antibody [clone rANXA1/4310] (V8635)

| Catalog No. | Formulation | Size |
|----------------|--|--------|
| V8635-100UG | 0.2 mg/ml in 1X PBS with 0.1 mg/ml BSA (US sourced) and 0.05% sodium azide | 100 ug |
| V8635-20UG | 0.2 mg/ml in 1X PBS with 0.1 mg/ml BSA (US sourced) and 0.05% sodium azide | 20 ug |
| V8635SAF-100UG | 1 mg/ml in 1X PBS; BSA free, sodium azide free | 100 ug |

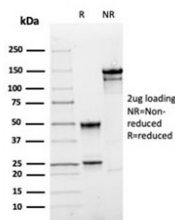
Recombinant **MOUSE MONOCLONAL**

[Bulk quote request](#)

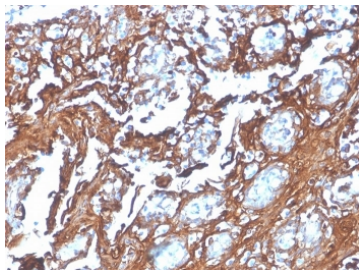
| | |
|--------------------|--|
| Availability | 1-3 business days |
| Species Reactivity | Human |
| Format | Purified |
| Host | Mouse |
| Clonality | Recombinant Mouse Monoclonal |
| Isotype | Mouse IgG2a, kappa |
| Clone Name | rANXA1/4310 |
| Purity | Protein G affinity chromatography |
| UniProt | P04083 |
| Localization | Nucleus, cytoplasm |
| Applications | Immunohistochemistry (FFPE) : 1-2ug/ml for 30 min at RT Western Blot : 2-4ug/ml |
| Limitations | This recombinant Annexin A1 antibody is available for research use only. |



Western blot testing of human A549 cell lysate with recombinant Annexin A1 antibody.
Predicted molecular weight ~38 kDa.



SDS-PAGE analysis of purified, BSA-free recombinant Annexin A1 antibody (clone rANXA1/4310) as confirmation of integrity and purity.



IHC staining of FFPE human tonsil with recombinant Annexin A1 antibody (clone rANXA1/4310). HIER: boil tissue sections in pH 9 10mM Tris with 1mM EDTA for 20 min and allow to cool before testing.

Description

The ANXA1 gene belongs to the annexin family, and contains 4 annexin repeats. A pair of annexin repeats may form one binding site for calcium and a phospholipid. ANXA1 promotes membrane fusion and is involved in exocytosis. The gene for ANXA1 is upregulated in hairy cell leukemia (HCL), and its protein expression is specific for HCL. Detection of ANXA1 provides a simple, highly sensitive and specific assay for diagnosing HCL. Annexin A1 has also been found to be protective against DNA damage induced by heat in breast cancer cells, suggesting it is involved in tumor suppressive and protective activities, and also is associated with treatment resistance.

Application Notes

Optimal dilution of the recombinant Annexin A1 antibody should be determined by the researcher.

Immunogen

Recombinant full-length human Annexin A1 protein was used as the immunogen for the recombinant Annexin A1 antibody.

Storage

Store the recombinant Annexin A1 antibody at 2-8oC (with azide) or aliquot and store at -20oC or colder (without azide).