Rage Antibody (F43706)

Catalog No.	Formulation	Size
F43706-0.4ML	In 1X PBS, pH 7.4, with 0.09% sodium azide	0.4 ml
F43706-0.08ML	In 1X PBS, pH 7.4, with 0.09% sodium azide	0.08 ml

Bulk quote request

Availability	1-3 business days
Species Reactivity	Human, Mouse
Format	Antigen affinity purified
Host	Rabbit
Clonality	Polyclonal (rabbit origin)
Isotype	Rabbit Ig
Purity	Antigen affinity
UniProt	Q9WVS4
Applications	Western blot: 1:1000
Limitations	This Rage antibody is available for research use only.



Rage antibody western blot analysis in NCI-H292 lysate. Predicted molecular weight: 45-55kDa depending on glycosylation level.

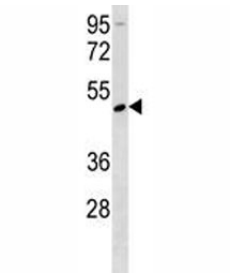

Rage antibody western blot analysis in mouse Neuro-2a lysate. Predicted molecular weight: 45-55kDa depending on glycosylation level.

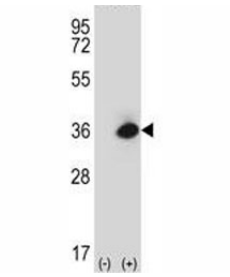

Western blot analysis of Rage antibody and 293 cell lysate (2 ug/lane) either nontransfected (Lane 1) or transiently transfected (2) with the mouse Rage gene.

Description

RAGE, the 'receptor for advanced glycation endproducts' is a transmembrane receptor of the immunoglobulin super family. The interaction between RAGE and its ligands, AGE and HMGB1, is thought to result in pro-inflammatory gene activation. Due to an enhanced level of RAGE ligands in diabetes or other chronic disorders, this receptor is hypothesised to have a causative effect in a range of inflammatory diseases such as diabetic complications, Alzheimer's disease and even some tumors. [Wiki]

Application Notes

Titration of the Rage antibody may be required due to differences in protocols and secondary/substrate sensitivity.

Immunogen

A portion of amino acids 76-104 from the mouse protein was used as the immunogen for this Rage antibody.

Storage

Aliquot the Rage antibody and store frozen at -20oC or colder. Avoid repeated freeze-thaw cycles.

Copyright © NSJ Bioreagents. All rights reserved.