RAB8A Antibody (F55011)

Catalog No.	Formulation	Size
F55011-0.4ML	In 1X PBS, pH 7.4, with 0.09% sodium azide	0.4 ml
F55011-0.08ML	In 1X PBS, pH 7.4, with 0.09% sodium azide	0.08 ml

Bulk quote request

Availability	1-3 business days
Species Reactivity	Human
Format	Purified
Host	Rabbit
Clonality	Polyclonal (rabbit origin)
Isotype	Rabbit Ig
Purity	Antigen affinity purified
UniProt	P61006
Localization	Cytoplasmic, cell membrane
Applications	Flow cytometry: 1:10-1:50 (1x10e6 cells) Immunohistochemistry (FFPE): 1:50-1:100 Western blot: 1:500-1:1000
Limitations	This RAB8A antibody is available for research use only.



Western blot testing of human HCT-116 cell lysate with RAB8A antibody. Predicted molecular weight ~24 kDa.

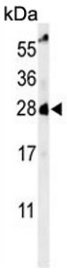

Western blot testing of human HeLa cell lysate with RAB8A antibody. Predicted molecular weight ~24 kDa.

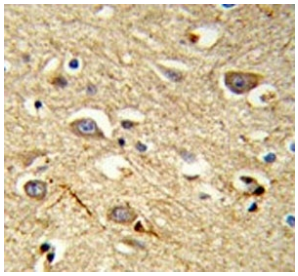

IHC testing of FFPE human brain tissue with RAB8A antibody. HIER: steam section in pH6 citrate buffer for 20 min and allow to cool prior to staining.

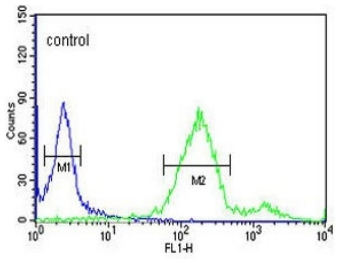

Flow cytometry testing of human HeLa cells with RAB8A antibody; Blue=isotype control, Green= RAB8A antibody.

Description

The proteasome is a multicatalytic proteinase complex with a highly ordered ring-shaped 20S core structure. The core structure is composed of 4 rings of 28 non-identical subunits; 2 rings are composed of 7 alpha subunits and 2 rings are composed of 7 beta subunits. Proteasomes are distributed throughout eukaryotic cells at a high concentration and cleave peptides in an ATP/ubiquitin-dependent process in a non-lysosomal pathway. Anessential function of a modified proteasome, the immunoproteasome, is the processing of class I MHC peptides. RAB8A is a member of the peptidase T1A family, that is a 20S core alpha subunit. A pseudogene has been identified on the Y chromosome.

Application Notes

The stated application concentrations are suggested starting points. Titration of the RAB8A antibody may be required due to differences in protocols and secondary/substrate sensitivity.

Immunogen

Recombinant human protein was used as the immunogen for the RAB8A antibody.

Storage

Aliquot the RAB8A antibody and store frozen at -20oC or colder. Avoid repeated freeze-thaw cycles.

Copyright © NSJ Bioreagents. All rights reserved.