PTP4A2 Antibody (F54431)

Catalog No.	Formulation	Size
F54431-0.4ML	In 1X PBS, pH 7.4, with 0.09% sodium azide	0.4 ml
F54431-0.08ML	In 1X PBS, pH 7.4, with 0.09% sodium azide	0.08 ml

Bulk quote request

Availability	1-3 business days
Species Reactivity	Human
Format	Purified
Host	Rabbit
Clonality	Polyclonal (rabbit origin)
Isotype	Rabbit Ig
Purity	Antigen affinity purified
UniProt	Q12974
Applications	Immunofluorescence: 1:25 Flow cytometry: 1:25 (1x10e6 cells) Immunohistochemistry (FFPE): 1:25 Western blot: 1:500-1:2000
Limitations	This PTP4A2 antibody is available for research use only.

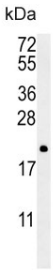

Western blot testing of human NCI-H460 cell lysate with PTP4A2 antibody. Predicted molecular weight ~19 kDa.

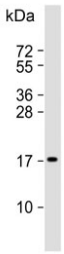

Western blot testing of human HeLa cell lysate with PTP4A2 antibody. Predicted molecular weight ~19 kDa.

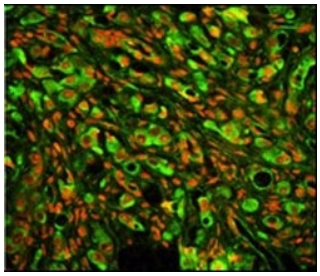

Immunofluorescent staining of human prostate carcinoma cells with PTP4A2 antibody (green) PI (red).

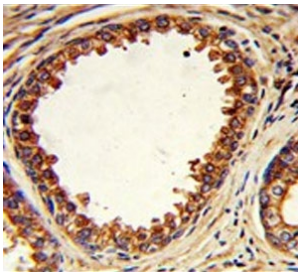

IHC testing of FFPE human prostate carcinoma tissue with PTP4A2 antibody. HIER: steam section in pH6 citrate buffer for 20 min and allow to cool prior to staining.



Flow cytometry testing of human WiDr cells with PTP4A2 antibody; Blue=isotype control, Green= PTP4A2 antibody.

Description

PTP4A2 belongs to a small class of the protein tyrosine phosphatase (PTP) family. PTPs are cell signaling molecules that play regulatory roles in a variety of cellular processes. PTPs in this class contain a protein tyrosine phosphatase catalytic domain and a characteristic C-terminal prenylation motif. This PTP has been shown to primarily associate with plasmic and endosomal membrane through its C-terminal prenylation. This PTP was found to interact with the beta-subunit of Rab geranylgeranyltransferase II (beta GGT II), and thus may function as a regulator of GGT II activity.

Application Notes

The stated application concentrations are suggested starting points. Titration of the PTP4A2 antibody may be required due to differences in protocols and secondary/substrate sensitivity.

Immunogen

A portion of amino acids 32-59 from the human protein was used as the immunogen for the PTP4A2 antibody.

Storage

Aliquot the PTP4A2 antibody and store frozen at -20oC or colder. Avoid repeated freeze-thaw cycles.

Copyright © NSJ Bioreagents. All rights reserved.