


PRSS57 Antibody (F54734)


Catalog No.	Formulation	Size
F54734-0.4ML	In 1X PBS, pH 7.4, with 0.09% sodium azide	0.4 ml
F54734-0.08ML	In 1X PBS, pH 7.4, with 0.09% sodium azide	0.08 ml

Bulk quote request

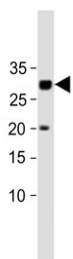
Availability	1-3 business days
Species Reactivity	Human
Format	Purified
Clonality	Polyclonal (rabbit origin)
Isotype	Rabbit Ig
Purity	Antigen affinity purified
UniProt	Q6UWY2
Localization	Cytoplasmic, secreted
Applications	Western Blot : 1:500-1:2000
Limitations	This PRSS57 antibody is available for research use only.



Western blot testing of human spleen tissue lysate with PRSS57 antibody. Predicted molecular weight ~30 kDa.



Western blot testing of human spleen tissue lysate with PRSS57 antibody. Predicted molecular weight ~30 kDa.



Western blot testing of human HuT-78 cell lysate with PRSS57 antibody. Predicted molecular weight ~30 kDa.

Description

Serine protease that cleaves preferentially after Arg residues. Can also cleave after citrulline (deiminated arginine) and methylarginine residues. [UniProt]

Application Notes

The stated application concentrations are suggested starting points. Titration of the PRSS57 antibody may be required due to differences in protocols and secondary/substrate sensitivity.

Immunogen

A portion of amino acids 225-254 from the human protein was used as the immunogen for the PRSS57 antibody.

Storage

Aliquot the PRSS57 antibody and store frozen at -20°C or colder. Avoid repeated freeze-thaw cycles.