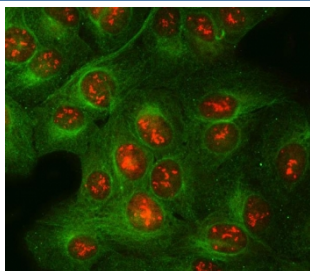


## POLR2H Antibody / DNA-directed RNA polymerases I, II, and III subunit RPABC3 (RQ8029)

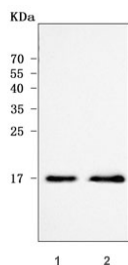
Catalog No.	Formulation	Size
RQ8029	0.5mg/ml if reconstituted with 0.2ml sterile DI water	100 ug

[Bulk quote request](#)

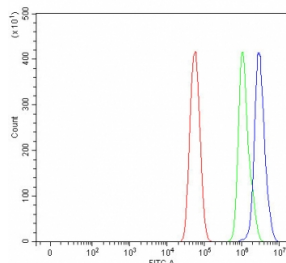
Availability	1-3 business days
Species Reactivity	Human
Format	Antigen affinity purified
Host	Rabbit
Clonality	Polyclonal (rabbit origin)
Isotype	Rabbit IgG
Purity	Antigen affinity purified
Buffer	Lyophilized from 1X PBS with 2% Trehalose
UniProt	P52434
Localization	Nuclear
Applications	Western Blot : 0.5-1ug/ml Immunofluorescence : 5ug/ml Flow Cytometry : 1-3ug/million cells Direct ELISA : 0.1-0.5ug/ml Immunoprecipitation : 2ug per 500ug of lysate
Limitations	This POLR2H antibody is available for research use only.



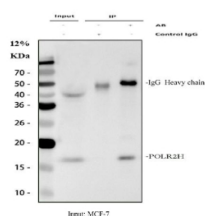
Immunofluorescent staining of FFPE human U-2 OS cells with POLR2H antibody (red) and Alpha Tubulin mAb (green). HIER: steam section in pH6 citrate buffer for 20 min.



Western blot testing of human 1) HeLa and 2) MCF7 cell lysate with POLR2H antibody. Predicted molecular weight ~17 kDa.



Flow cytometry testing of fixed and permeabilized human U-87 MG cells with POLR2H antibody at 1ug/million cells (blocked with goat sera); Red=cells alone, Green=isotype control, Blue= POLR2H antibody.



Immunoprecipitation of POLR2H protein from 500ug of human MCF7 whole cell lysate with 2ug of POLR2H antibody.

## Description

POLR2H (DNA-directed RNA polymerases I, II, and III subunit RPABC3) is a small but essential subunit shared by RNA polymerases I, II, and III. It plays a structural role in maintaining polymerase stability and contributes to the proper assembly and activity of the transcription machinery.

As a conserved component across the three major RNA polymerases, POLR2H is fundamental for transcription of ribosomal RNA, messenger RNA, and small RNAs. This broad involvement highlights its importance in gene expression and cellular homeostasis.

Research applications using a reliable POLR2H antibody include western blot, immunohistochemistry, and immunoprecipitation. A POLR2H antibody from NSJ Bioreagents provides dependable performance, supporting studies of transcription regulation and polymerase complex integrity. Using a high-quality POLR2H antibody ensures accurate and reproducible results.

## Application Notes

Optimal dilution of the POLR2H antibody should be determined by the researcher.

## Immunogen

E. coli-derived recombinant human protein (amino acids D38-F150) was used as the immunogen for the POLR2H antibody.

## Storage

After reconstitution, the POLR2H antibody can be stored for up to one month at 4°C. For long-term, aliquot and store at -20°C. Avoid repeated freezing and thawing.

