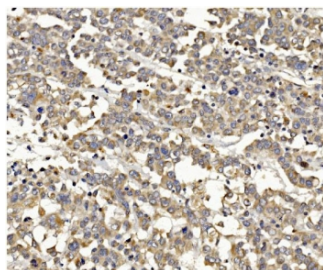


## PI3K gamma Antibody / PIK3CG (RQ5751)

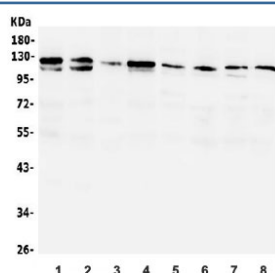
Catalog No.	Formulation	Size
RQ5751	0.5mg/ml if reconstituted with 0.2ml sterile DI water	100 ug

**Bulk quote request**

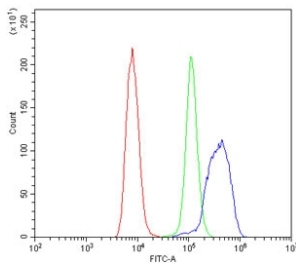
<b>Availability</b>	1-3 business days
<b>Species Reactivity</b>	Human, Mouse, Rat
<b>Format</b>	Antigen affinity purified
<b>Clonality</b>	Polyclonal (rabbit origin)
<b>Isotype</b>	Rabbit IgG
<b>Purity</b>	Affinity purified
<b>Buffer</b>	Lyophilized from 1X PBS with 2% Trehalose and 0.025% sodium azide
<b>UniProt</b>	P48736
<b>Applications</b>	Western Blot : 0.5-1ug/ml Immunohistochemistry : 1-2ug/ml Flow Cytometry : 1-3ug/million cells Direct ELISA : 0.1-0.5ug/ml
<b>Limitations</b>	This PI3K gamma antibody is available for research use only.



IHC staining of FFPE human breast cancer with PI3K gamma antibody. HIER: boil tissue sections in pH8 EDTA for 20 min and allow to cool before testing.



Western blot testing of human 1) K562, 2) Raji, 3) Jurkat, 4) HepG2, 5) rat RH-35, 6) rat PC-12, 7) NIH 3T3 and 8) RAW264.7 lysate with PI3K gamma antibody. Expected molecular weight: 110-126 kDa.



Flow cytometry testing of human Raji cells with PI3K gamma antibody at 1ug/million cells (blocked with goat sera); Red=cells alone, Green=isotype control, Blue= PI3K gamma antibody.

## Description

Phosphatidylinositol-4,5-bisphosphate 3-kinase catalytic subunit gamma isoform is an enzyme that in humans is encoded by the PIK3CG gene. Phosphoinositide 3-kinases (PI3Ks) phosphorylate inositol lipids and are involved in the immune response. The protein encoded by this gene is a class I catalytic subunit of PI3K. Like other class I catalytic subunits (p110-alpha p110-beta, and p110-delta), the encoded protein binds a p85 regulatory subunit to form PI3K. This gene is located in a commonly deleted segment of chromosome 7 previously identified in myeloid leukemias. Several transcript variants encoding the same protein have been found for this gene.

## Application Notes

Optimal dilution of the PI3K gamma antibody should be determined by the researcher.

## Immunogen

Recombinant human protein (amino acids K52-D308) was used as the immunogen for the PI3K gamma antibody.

## Storage

After reconstitution, the PI3K gamma antibody can be stored for up to one month at 4oC. For long-term, aliquot and store at -20oC. Avoid repeated freezing and thawing.