


PI3K delta Antibody / PI3KCD / p110 delta (F54959)

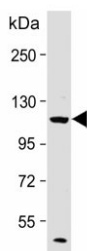
Catalog No.	Formulation	Size
F54959-0.4ML	In 1X PBS, pH 7.4, with 0.09% sodium azide	0.4 ml
F54959-0.08ML	In 1X PBS, pH 7.4, with 0.09% sodium azide	0.08 ml

[Bulk quote request](#)

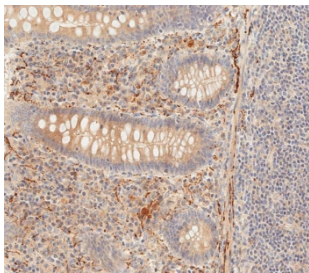
Availability	1-3 business days
Species Reactivity	Human
Format	Purified
Clonality	Polyclonal (rabbit origin)
Isotype	Rabbit Ig
Purity	Antigen affinity purified
UniProt	O00329
Localization	Cytoplasmic
Applications	Immunofluorescence : 1:10-1:50 Western Blot : 1:500-1:1000 Immunohistochemistry (FFPE) : 1:50-1:100
Limitations	This PI3K delta antibody is available for research use only.



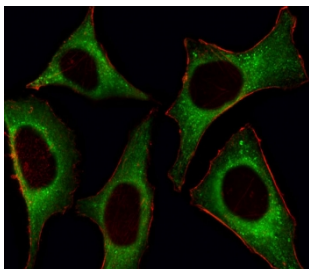
Western blot testing of human HT-1080 cell lysate with PI3K delta antibody. Expected molecular weight: 110-120 kDa.



Western blot testing of human Raji cell lysate with PI3K delta antibody. Expected molecular weight: 110-120 kDa.



IHC testing of FFPE human epityphlon tissue with PI3K delta antibody. HIER: steam section in pH6 citrate buffer for 20 min and allow to cool prior to staining.



Immunofluorescent staining of fixed and permeabilized human HeLa cells with PI3K delta antibody (green) and anti-Actin (red).

Description

Protein kinases are enzymes that transfer a phosphate group from a phosphate donor, generally the γ phosphate of ATP, onto an acceptor amino acid in a substrate protein. By this basic mechanism, protein kinases mediate most of the signal transduction in eukaryotic cells, regulating cellular metabolism, transcription, cell cycle progression, cytoskeletal rearrangement and cell movement, apoptosis, and differentiation. With more than 500 gene products, the protein kinase family is one of the largest families of proteins in eukaryotes. The family has been classified in 8 major groups based on sequence comparison of their tyrosine (PTK) or serine/threonine (STK) kinase catalytic domains.

Application Notes

The stated application concentrations are suggested starting points. Titration of the PI3K delta antibody may be required due to differences in protocols and secondary/substrate sensitivity.

Immunogen

A portion of amino acids 687-717 from the human protein was used as the immunogen for the PI3K delta antibody.

Storage

Aliquot the PI3K delta antibody and store frozen at -20°C or colder. Avoid repeated freeze-thaw cycles.