

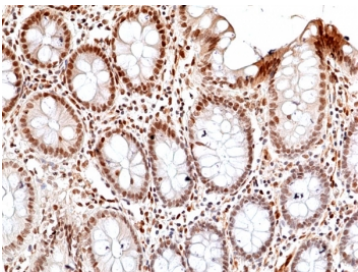
## Phosphorylated JNK Antibody / pThr183/pTyr185 [clone RM464] (R20476)

Catalog No.	Formulation	Size
R20476-0.1ML	Antibody in PBS with 50% glycerol, 1% BSA and 0.09% sodium azide	100 ul

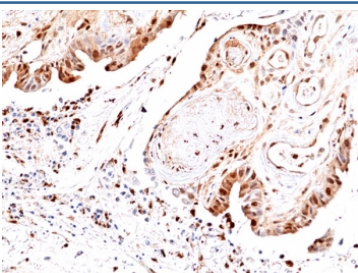
Recombinant **RABBIT MONOCLONAL**

[Bulk quote request](#)

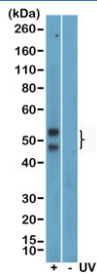
<b>Availability</b>	1-3 business days
<b>Species Reactivity</b>	Human
<b>Format</b>	Purified
<b>Host</b>	Rabbit
<b>Clonality</b>	Recombinant Rabbit Monoclonal
<b>Isotype</b>	Rabbit IgG
<b>Clone Name</b>	RM464
<b>Purity</b>	Protein A purified from animal origin-free supernatant
<b>UniProt</b>	P45983, P45984, P53779
<b>Applications</b>	Immunohistochemistry (FFPE) : 1:100-1:200 Western Blot : 1:200-1:400
<b>Limitations</b>	This recombinant phosphorylated JNK antibody is available for research use only.



IHC staining of FFPE human colon tissue with recombinant phosphorylated JNK antibody at 1:100.



IHC staining of FFPE human colon cancer tissue with recombinant phosphorylated JNK antibody at 1:100.



Western blot testing of the lysate of human HeLa cells treated (+) or nontreated (-) with UV, using recombinant phosphorylated JNK antibody at a 1:200 dilution.

## Description

This antibody reacts to human JNK1, JNK2, and JNK3 only when phosphorylated at Thr183 and Tyr185.

## Application Notes

The stated application concentrations are suggested starting points. Titration of the recombinant phosphorylated JNK antibody may be required due to differences in protocols and secondary/substrate sensitivity.

## Immunogen

A phospho-peptide corresponding to human Phospho-JNK1/2/3 (Thr183/Tyr185) was used as the immunogen for the recombinant phosphorylated JNK antibody.

## Storage

Store the recombinant phosphorylated JNK antibody at -20°C.