Phospholipid transfer protein Antibody / PLTP (RQ6393)

Catalog No.	Formulation	Size
RQ6393	0.5mg/ml if reconstituted with 0.2ml sterile DI water	100 ug

Bulk quote request

Availability	1-3 business days
Species Reactivity	Human
Format	Purified
Host	Rabbit
Clonality	Polyclonal (rabbit origin)
Isotype	Rabbit IgG
Purity	Antigen affinity purified
Buffer	Lyophilized from 1X PBS with 2% Trehalose
UniProt	P55058
Localization	Cytoplasmic, nuclear, secreted
Applications	Western blot: 0.5-1ug/ml Immunohistochemistry (FFPE): 2-5ug/ml Immunofluorescence (FFPE): 5ug/ml Flow cytometry: 1-3ug/million cells Direct ELISA: 0.1-0.5ug/ml
Limitations	This Phospholipid transfer protein antibody is available for research use only.

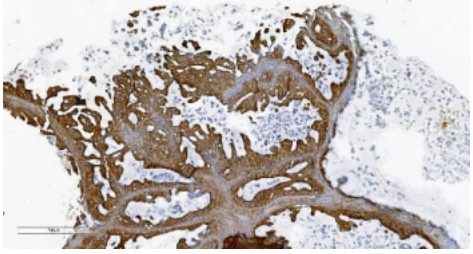

IHC staining of FFPE human ovarian cancer with Phospholipid transfer protein antibody. HIER: boil tissue sections in pH8 EDTA for 20 min and allow to cool before testing.

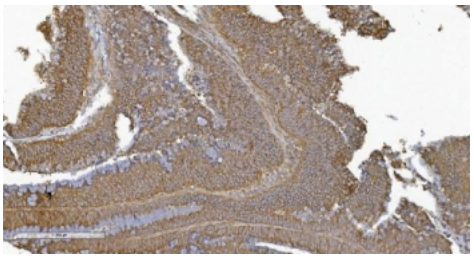

IHC staining of FFPE human rectal cancer with Phospholipid transfer protein antibody. HIER: boil tissue sections in pH8 EDTA for 20 min and allow to cool before testing.

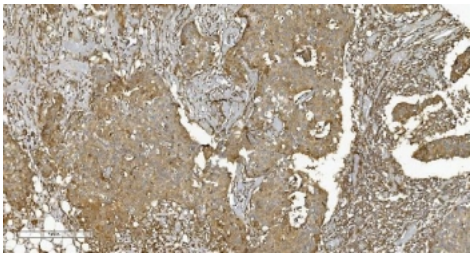

IHC staining of FFPE human breast cancer with Phospholipid transfer protein antibody. HIER: boil tissue sections in pH8 EDTA for 20 min and allow to cool before testing.

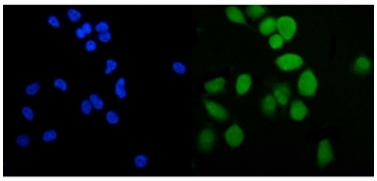

Immunofluorescent staining of FFPE human PC-3 cells with Phospholipid transfer protein antibody (green) and DAPI nuclear stain (blue). HIER: steam section in pH6 citrate buffer for 20 min.

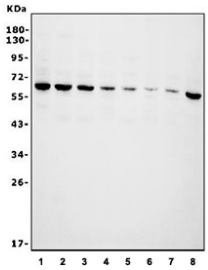

Western blot testing of human 1) HEK293, 2) SW620, 3) HeLa, 4) PC-3, 5) A549, 6) SGC-7901, 7) Caco-2 and 8) Jurkat cell lysate with Phospholipid transfer protein antibody. Predicted molecular weight ~55 kDa.

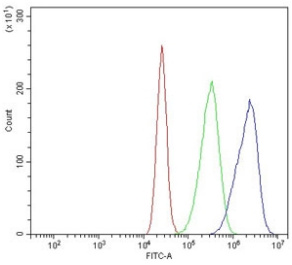

Flow cytometry testing of human Caco-2 cells with Phospholipid transfer protein antibody at 1ug/million cells (blocked with goat sera); Red=cells alone, Green=isotype control, Blue= Phospholipid transfer protein antibody.

Description

Phospholipid transfer protein (PLTP), also known as lipid transfer protein II is a protein that in humans is encoded by the PLTP gene. This gene is mapped to 20q13.12. The protein encoded by this gene is one of at least two lipid transfer proteins found in human plasma. The encoded protein transfers phospholipids from triglyceride-rich lipoproteins to high density lipoprotein (HDL). In addition to regulating the size of HDL particles, this protein may be involved in cholesterol metabolism. At least two transcript variants encoding different isoforms have been found for this gene.

Application Notes

Optimal dilution of the Phospholipid transfer protein antibody should be determined by the researcher.

Immunogen

Recombinant human protein (amino acids E18-E470) was used as the immunogen for the Phospholipid transfer protein antibody.

Storage

After reconstitution, the Phospholipid transfer protein antibody can be stored for up to one month at 4oC. For long-term, aliquot and store at -20oC. Avoid repeated freezing and thawing.

Copyright © NSJ Bioreagents. All rights reserved.