


PCNA Antibody (R34806)

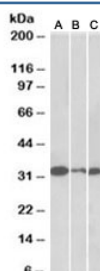
Catalog No.	Formulation	Size
R34806-100UG	0.5 mg/ml in 1X TBS, pH7.3, with 0.5% BSA (US sourced) and 0.02% sodium azide	100 ug

[Bulk quote request](#)


Availability	1-3 business days
Species Reactivity	Human, Mouse, Rat, Pig
Predicted Reactivity	Dog, Cow
Format	Antigen affinity purified
Clonality	Polyclonal (goat origin)
Isotype	Goat Ig
Purity	Antigen affinity
Gene ID	5111
Applications	Western Blot : 0.01-0.1ug/ml Enzyme ImmunoAssay : binds recombinant protein ELISA (peptide) LOD : 1:128000
Limitations	This PCNA antibody is available for research use only.



Western blot testing of HeLa lysate with PCNA antibody at 0.01ug/ml. Expected molecular weight: 29-36 kDa.



Western blot of NIH3T3 (A), mouse testis (B) and rat testis (C) lysates with PCNA antibody at 0.01ug/ml. Expected molecular weight: 29-36 kDa.



Western blot of pig spleen lysate with PCNA antibody at 0.03ug/ml. Expected molecular weight: 29-36 kDa.

Description

Additional name(s) for this target protein: Proliferating cell nuclear antigen

Application Notes

Optimal dilution of the PCNA antibody should be determined by the researcher.

Immunogen

Amino acids NGNIKLSQTSNVD were used as the immunogen for this PCNA antibody.

Storage

Aliquot and store the PCNA antibody at -20oC.